




OPTION A - FORMALLY RESTORE

Formally restore the walled garden to a fully functioning productive walled garden, that can serve the newly restored Stable Block Visitor Centre and Cafe.

- 1. Orchards
- 2. Community growing spaces (raised beds, polytunnels and active spaces)
- 3. Snowdrop Walk
- 4. Laburnum Walk
- 5. Secret Gardens with planting, bulb planting, benches and artwork
- 6. Storage sheds and compost facilities
- 7. Greenhouse and Cafe
- 8. Contemporary Potager Garden (productive food growing for use in Cafe and Estate)



OPTION B - LEAVE 'WILD'

Leave the Walled Garden as overgrown and wild, with some enhancements and maintenance.



- 1. Retained area of scrub/woodland. Managed to cut back weeds.
- 2. Retained Willow Trees
- 3. Retained Sycamore Tree
- 4. New specimen tree planting
- 5. Areas of Edible shrub planting
- 6. Secret Garden with wildflower meadows
- 7. Areas of bulb (Snowdrop/Daffodil) planting



OPTION C - "HALF & HALF"

Retain the 'wildness' of the Walled Garden, including the large healthy specimen trees, whilst allowing some parts of it to become productive.

- 1. Retained area of scrub. Managed to cut back weeds. Supplemental planting of edible shrubs.
- 2. Retained Willow Trees
- 3. Retained Sycamore Tree
- 4. New specimen tree planting
- 5. Community growing space (raised beds, polytunnels and active spaces)
- 6. Contemporary Potager Garden (productive food growing for use in Cafe and Estate)
- 7. Storage sheds and compost facilities
- 8. Cafe or Kiosk Space with outdoor seating and planters
- 9. Orchard
- 10. Secret Garden with wildflower meadows
- 11. Areas of bulb (Snowdrop/Daffodil) planting



Secret Garden with wildflower meadows and bee hives/insect hotels