

NOTES

All dimensions in millimetres.

Rigid pipes shall be of vitrified clay, precast concrete or similar materials. Non rigid pipes shall be of glass reinforced plastic, thermoplastic or similar materials.

Material ① to be well compacted acceptable material.

Material ② to be selected backfill which shall be recycled aggregate or acceptable material free from stones or lumps of clay >40mm nominal dia. Materials for bedding haunching and surrounding pipes shall not be deposited within 500mm of concrete, cement bound materials, other cementitious materials or stabilised capping if, when tested, sulphate or sulphide content exceeds the limits stated in the Specification.

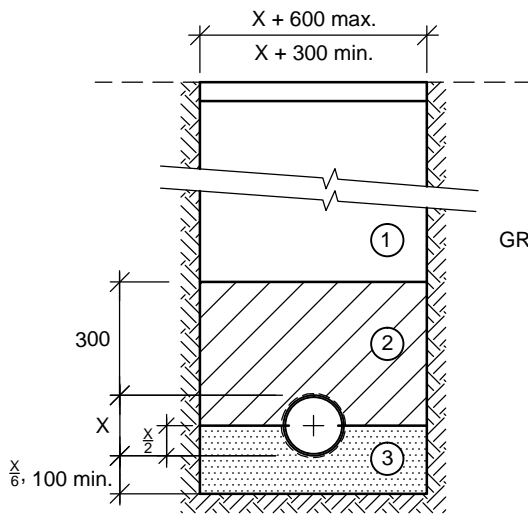
Material ③ to be a granular pipe bedding material as described in the Specification.

Material ④ to be concrete to mix ST4. The concrete bed may extend to the sides of the trench or be of minimum width. Backfilling shall not be carried out until after the concrete has cured. On pipelines with flexible joints a joint filler board shall be placed in contact with the end of the socket at a pipe joint. Joints shall be at intervals not exceeding 5 metres.

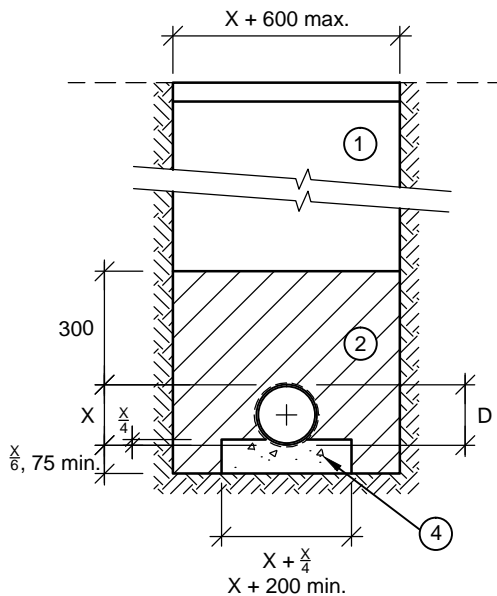
The minimum or maximum width of trench applies on and below a line 300mm. above the outside top of the pipe. If trench widths in excess of those specified are used, consideration will have to be given to greater pipe strengths due to increased backfill loadings.

Pipes to be centred in trench.

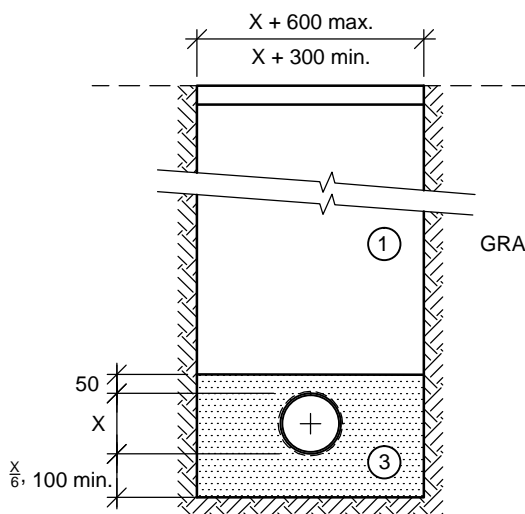
All joints shall be watertight.



Bed Type B
GRANULAR BED AND HAUNCH
FOR RIGID PIPES



Bed Type A
CONCRETE BED
FOR RIGID PIPES
See Drg. No. 5003/1
for specified depths



Bed Type S
GRANULAR BED AND SURROUND
FOR NON RIGID PIPES