

NOTES:

KEY

- Bus stop
- Parking bay (Short stay, 2 hours)
(No return within 1 hour)
- Parking bay (Greenway) - 30mins Max stay
- All day loading bay (Greenway)
- Loading bay
- Bus lane
- Domestic bin bay
- Segregated cycle lane
- White road markings
- Double red line marking: no stopping all day
- Single red line marking: no stopping part day
- Double yellow line marking: no waiting at any time
- Double yellow line/double blip markings: no waiting or loading at any time

Bus Lane Operating Hours

Mon - Fri 7.30am - 9.30am and 4.00pm - 6.30pm

Other times
No restrictions

Parking Bay (Short Stay)

Max 2 hours. No return within 60mins.

- Monday to Saturday 8.30am to 4.30pm

Parking Bay (Greenway)

Max 30mins. No return within 45mins.

- Monday to Friday 9.30am to 4.00pm
- Saturday 8.30am to 6.30pm

All Day Loading Bay (Greenway)

Loading or Blue Badge Holders only

- Monday to Friday 7.30am to 6.30pm
- Saturday 8.30am to 6.30pm

Off Peak Loading Bay (Greenway)

No Stopping

- Monday to Friday 7.30am to 6.30pm
- Saturday 8.30am to 6.30pm

Except for Loading or Blue Badge Holders

- Monday to Friday (9.30am to 4.00pm) and Saturday (8.30am to 1.30pm)
- Saturday (8.30am to 1.30pm)
- Saturday (1.30pm to 6.30pm) - Parking Maximum wait 30mins.

Loading Bay

Loading or Blue Badge Holders only

- Monday to Saturday 8.30am to 6.30pm

Sign Reference	616
Height	600mm
Width	600mm
Area	0.28 m ²
Material	Class RA2 (12899-1:2007)
Mount Height	2300



Scheme Ref.	CCWECL
Sign Ref.	954-4
Letter colour	WHITE
Background	DARK GREEN
Border	WHITE
Material	Class RA2 (12899-1:2007)
x-height	50.0
SIGN FACE	
Width	435mm
Height	290mm
Area	0.12m ²



Scheme Ref.	CCWECL
Sign Ref.	960.1
Letter colour	WHITE
Background	BLUE
Border	WHITE
Material	Class RA2 (12899-1:2007)
x-height	50.0
SIGN FACE	
Width	665mm
Height	475mm
Area	0.31m ²

Notes

TRO Requirements

1. Roseburn Gardens to change from two way traffic access to one way traffic access traveling North to South.

REV	DETAILS	BY	DATE	CHECK
-----	---------	----	------	-------

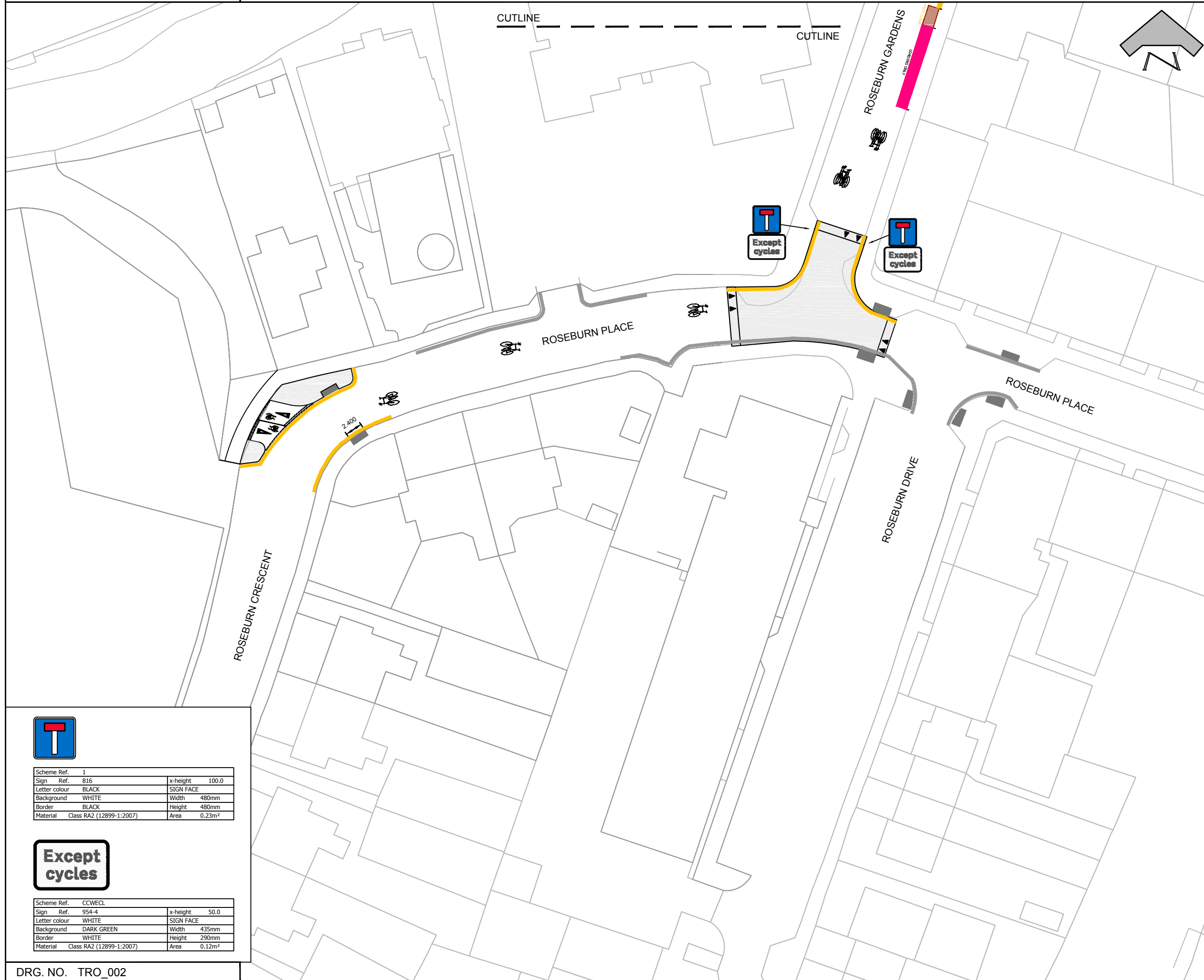


The City of Edinburgh Council
Waverley Court
4 East Market Street
Edinburgh, EH8 8BG
Telephone: 0131 200 2000

PLACE
PLANNING AND TRANSPORT
INFRASTRUCTURE
TRANSPORT DESIGN & DELIVERY

CITY CENTRE WEST TO EAST
CYCLE LINK
TRAFFIC REGULATION ORDER
SECTION 1 - SHEET 1 OF 10

Date: APR 2017	Job No.	Checked by: WIP	Drawn by: JN
Scale: 1:500		Reviewed by: PM	



NOTES:

KEY

- Loading bay
- Domestic bin bay
- Double yellow line marking: no waiting at any time

Bus Lane Operating Hours

Mon - Fri 7.30am - 9.30am and 4.00pm - 6.30pm

Other times
No restrictions

Parking Bay (Short Stay)

- Max 2 hours. No return within 60mins.
- Monday to Saturday 8.30am to 4.30pm

Parking Bay (Greenway)

- Max 30mins. No return within 45mins.
- Monday to Friday 9.30am to 4.00pm
 - Saturday 8.30am to 6.30pm

All Day Loading Bay (Greenway)

- Loading or Blue Badge Holders only
- Monday to Friday 7.30am to 6.30pm
 - Saturday 8.30am to 6.30pm

Off Peak Loading Bay (Greenway)

- No Stopping
- Monday to Friday 7.30am to 6.30pm
 - Saturday 8.30am to 6.30pm
- Except for Loading or Blue Badge Holders
- Monday to Friday (9.30am to 4.00pm) and Saturday (8.30am to 1.30pm)
 - Saturday (8.30am to 1.30pm)
 - Saturday (1.30pm to 6.30pm) - Parking Maximum wait 30mins.

Loading Bay

- Loading or Blue Badge Holders only
- Monday to Saturday 8.30am to 6.30pm



Scheme Ref.	1	x-height	100.0
Sign Ref.	816	Letter colour	BLACK
Letter colour	BLACK	Background	WHITE
Background	WHITE	Border	BLACK
Border	BLACK	Material	Class RA2 (12899-1:2007)
Material	Class RA2 (12899-1:2007)	Width	480mm
		Height	480mm
		Area	0.23m ²



Scheme Ref.	CCWECL	x-height	50.0
Sign Ref.	954-4	Letter colour	WHITE
Letter colour	WHITE	Background	DARK GREEN
Background	DARK GREEN	Border	WHITE
Border	WHITE	Material	Class RA2 (12899-1:2007)
Material	Class RA2 (12899-1:2007)	Width	435mm
		Height	290mm
		Area	0.12m ²

REV	DETAILS	BY	DATE	CHECK
-----	---------	----	------	-------

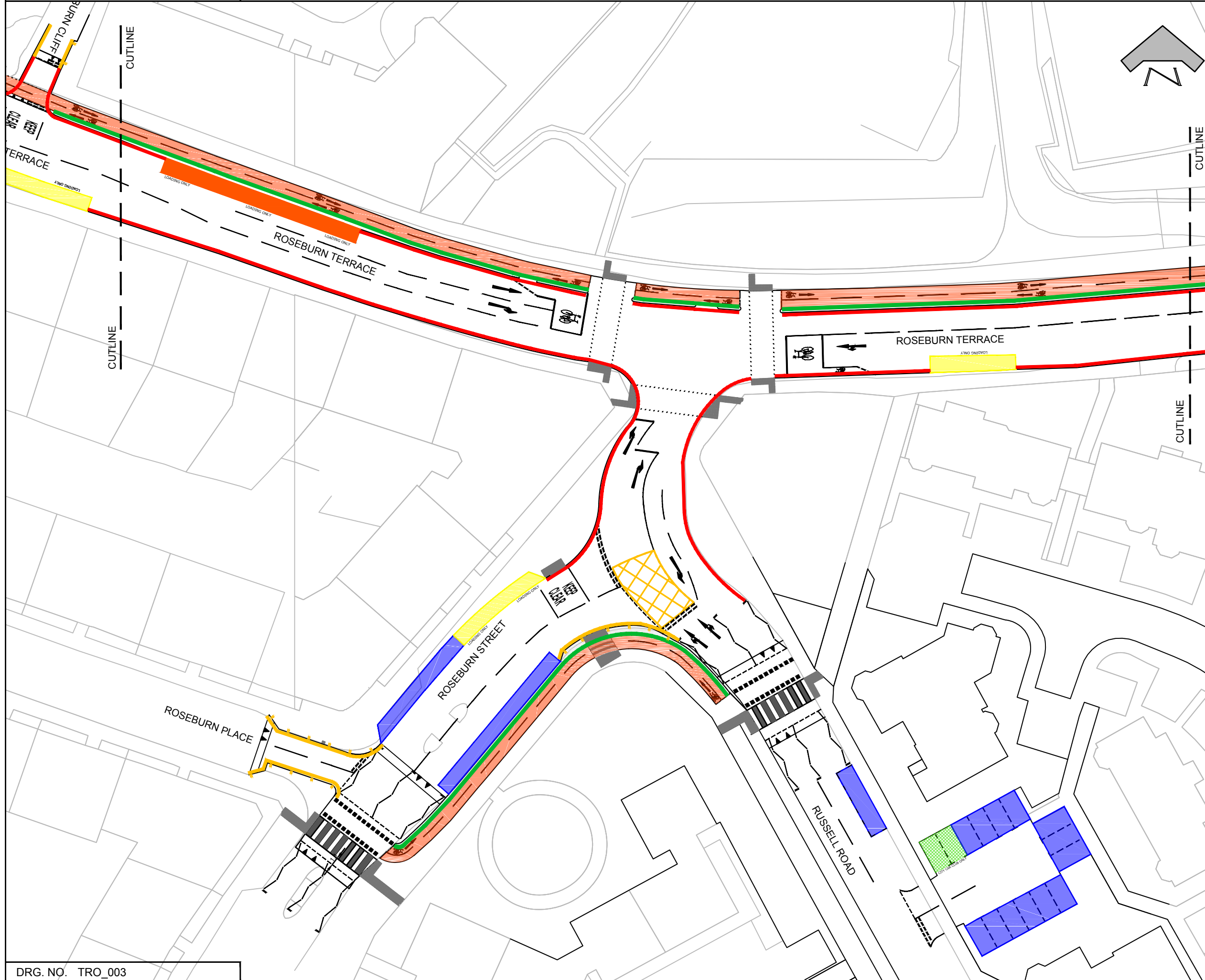


The City of Edinburgh Council
Waverley Court
4 East Market Street
Edinburgh, EH8 8BG
Telephone: 0131 200 2000

PLACE
PLANNING AND TRANSPORT
INFRASTRUCTURE
TRANSPORT DESIGN & DELIVERY

CITY CENTRE WEST TO EAST
CYCLE LINK
TRAFFIC REGULATION ORDER
SECTION 1 - SHEET 2 OF 10

Date:	APR 2017	Job No.		Drawn by:	JN
Scale:	1:500	Checked by:	WIP	Reviewed by:	PM



NOTES:

KEY

- Parking bay (Short stay, 2 hours)
(No return within 1 hour)
- All day loading bay (Greenway)
- Off Peak loading bay (Greenway)
- City Car Club
- Segregated cycle lane
- White road markings
- Double red line marking: no stopping all day
- Double yellow line marking: no waiting at any time
- Double yellow line/double blip markings: no waiting or loading at any time

Bus Lane Operating Hours

Mon - Fri 7.30am - 9.30am and 4.00pm - 6.30pm

Other times
No restrictions

Parking Bay (Short Stay)

- Max 2 hours. No return within 60mins.
- Monday to Saturday 8.30am to 4.30pm

Parking Bay (Greenway)

- Max 30mins. No return within 45mins.
- Monday to Friday 9.30am to 4.00pm
 - Saturday 8.30am to 6.30pm

All Day Loading Bay (Greenway)

- Loading or Blue Badge Holders only
- Monday to Friday 7.30am to 6.30pm
 - Saturday 8.30am to 6.30pm

Off Peak Loading Bay (Greenway)

- No Stopping
- Monday to Friday 7.30am to 6.30pm
 - Saturday 8.30am to 6.30pm
- Except for Loading or Blue Badge Holders
- Monday to Friday (9.30am to 4.00pm) and Saturday (8.30am to 1.30pm)
 - Saturday (8.30am to 1.30pm)
 - Saturday (1.30pm to 6.30pm) - Parking Maximum wait 30mins.

Loading Bay

- Loading or Blue Badge Holders only
- Monday to Saturday 8.30am to 6.30pm

REV	DETAILS	BY	DATE	CHECK

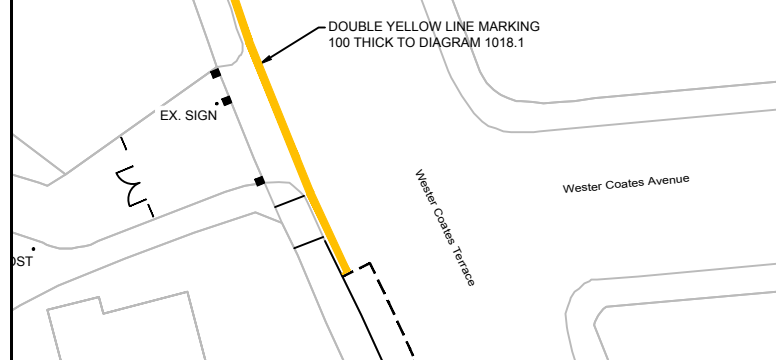
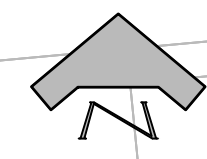
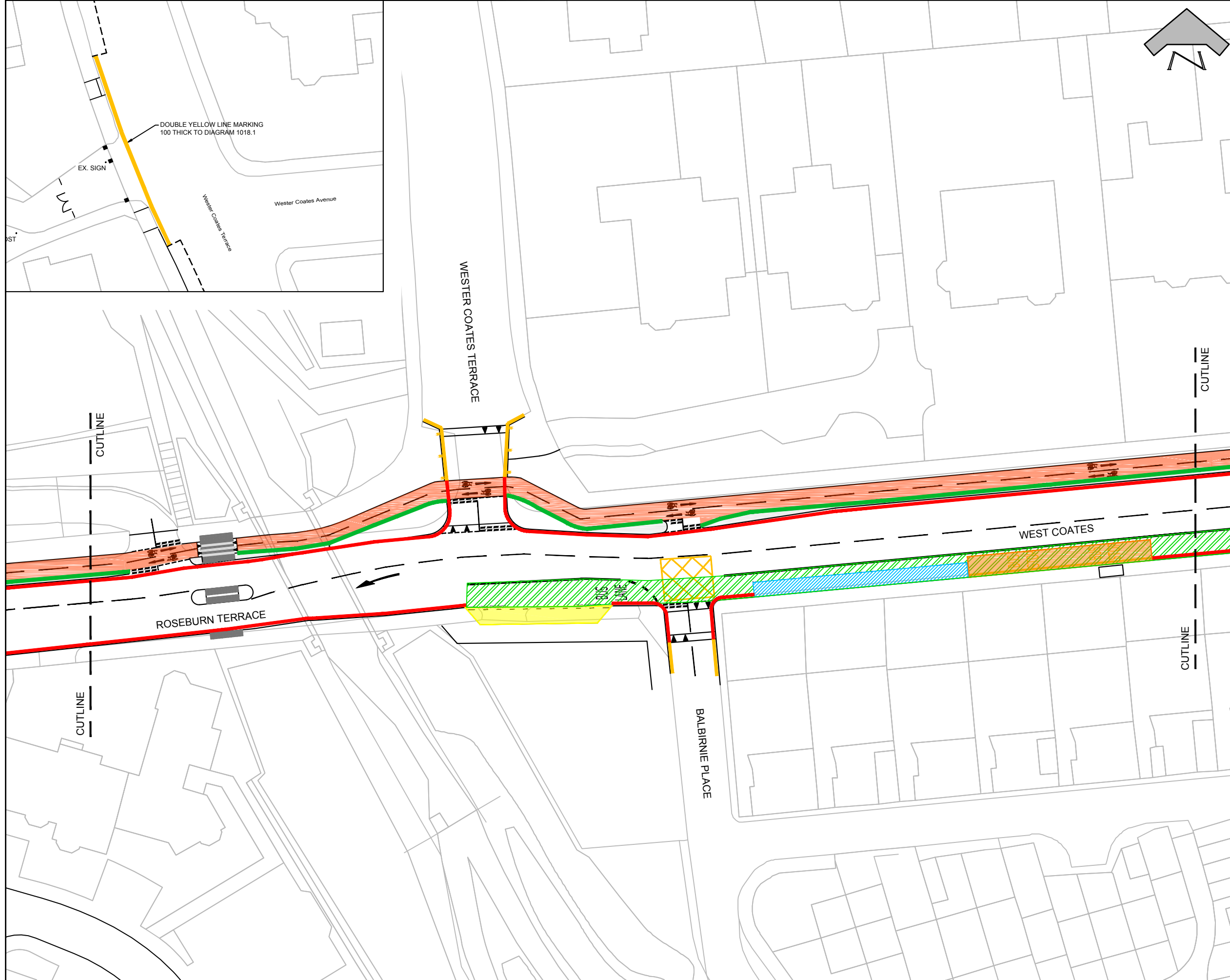


The City of Edinburgh Council
Waverley Court
4 East Market Street
Edinburgh, EH8 8BG
Telephone: 0131 200 2000

PLACE
PLANNING AND TRANSPORT
INFRASTRUCTURE
TRANSPORT DESIGN & DELIVERY

**CITY CENTRE WEST TO EAST
CYCLE LINK
TRAFFIC REGULATION ORDER
SECTION 1 - SHEET 3 OF 10**

Date: APR 2017	Job No.	Drawn by: JN
Scale: 1:500		Checked by: WIP
		Reviewed by: PM



NOTES:

KEY

- Bus stop
- Parking bay (Greenway) - 60mins Max stay
- All day loading bay (Greenway)
- Bus lane
- Segregated cycle lane
- White road markings
- Double red line marking: no stopping all day
- Double yellow line marking: no waiting at any time
- Double yellow line/double blip markings: no waiting or loading at any time

Bus Lane Operating Hours

Mon - Fri 7.30am - 9.30am and 4.00pm - 6.30pm

Other times
No restrictions

Parking Bay (Short Stay)

- Max 2 hours. No return within 60mins.
- Monday to Saturday 8.30am to 4.30pm

Parking Bay (Greenway)

- Max 30mins. No return within 45mins.
- Monday to Friday 9.30am to 4.00pm
 - Saturday 8.30am to 6.30pm

All Day Loading Bay (Greenway)

- Loading or Blue Badge Holders only
- Monday to Friday 7.30am to 6.30pm
 - Saturday 8.30am to 6.30pm

Off Peak Loading Bay (Greenway)

- No Stopping
- Monday to Friday 7.30am to 6.30pm
 - Saturday 8.30am to 6.30pm
- Except for Loading or Blue Badge Holders
- Monday to Friday (9.30am to 4.00pm) and Saturday (8.30am to 1.30pm)
 - Saturday (8.30am to 1.30pm)
 - Saturday (1.30pm to 6.30pm) - Parking Maximum wait 30mins.

Loading Bay

- Loading or Blue Badge Holders only
- Monday to Saturday 8.30am to 6.30pm

REV	DETAILS	BY	DATE	CHECK

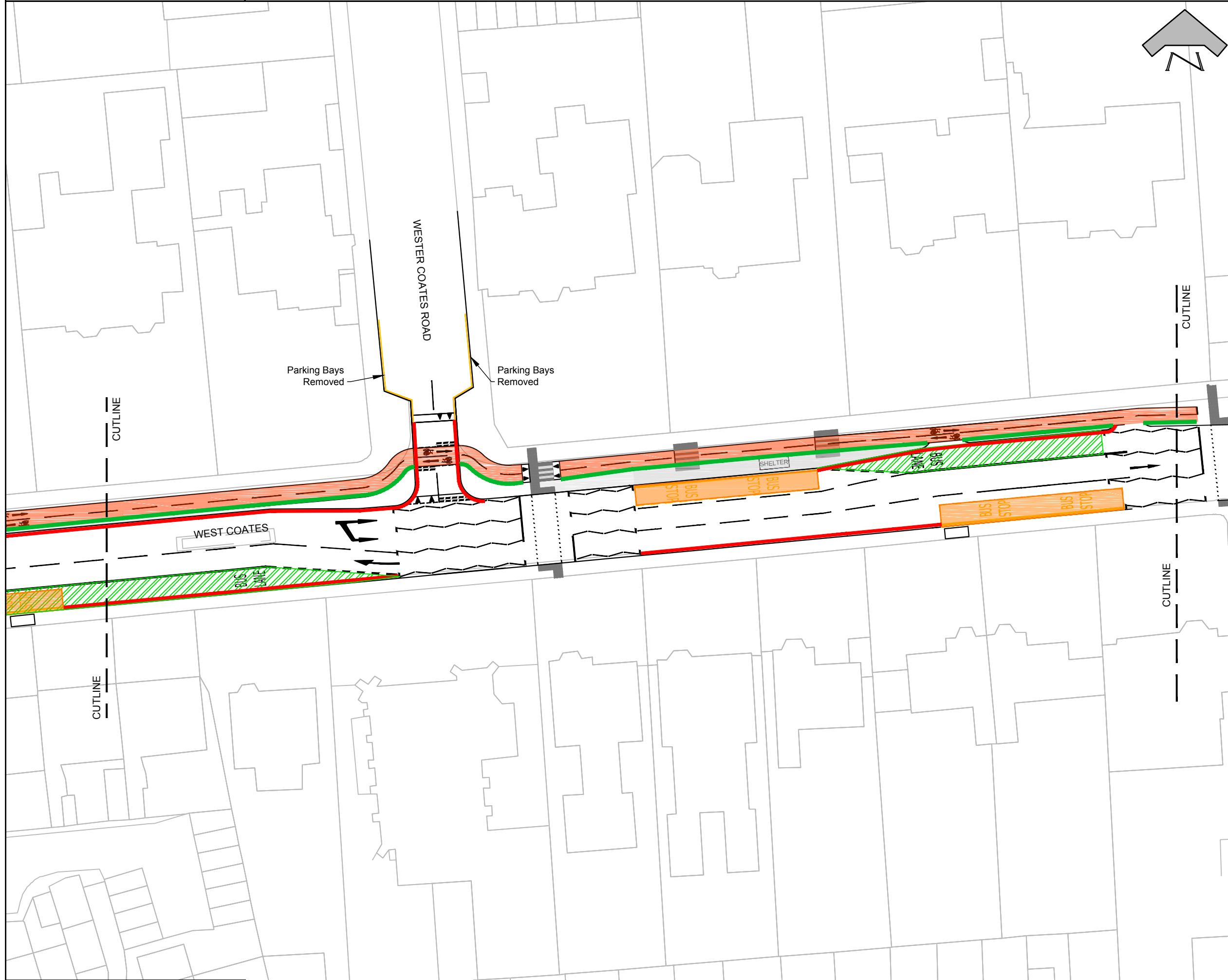


The City of Edinburgh Council
Waverley Court
4 East Market Street
Edinburgh, EH8 8BG
Telephone: 0131 200 2000

PLACE
PLANNING AND TRANSPORT
INFRASTRUCTURE
TRANSPORT DESIGN & DELIVERY







**CITY CENTRE WEST TO EAST
CYCLE LINK
TRAFFIC REGULATION ORDER
SECTION 1 - SHEET 4 OF 10**

Date: APR 2017	Job No.	Checked by: WIP	Drawn by: JN
Scale: 1:500		Reviewed by: PM	



NOTES:

KEY

-  Bus stop
-  Bus lane
-  Segregated cycle lane
-  White road markings
-  Double red line marking: no stopping all day
-  Single yellow line marking: waiting restriction

Bus Lane Operating Hours

Mon - Fri 7.30am - 9.30am and 4.00pm - 6.30pm

Other times
No restrictions

Parking Bay (Short Stay)

Max 2 hours. No return within 60mins.

- Monday to Saturday 8.30am to 4.30pm

Parking Bay (Greenway)

Max 30mins. No return within 45mins.

- Monday to Friday 9.30am to 4.00pm
- Saturday 8.30am to 6.30pm

All Day Loading Bay (Greenway)

Loading or Blue Badge Holders only

- Monday to Friday 7.30am to 6.30pm
- Saturday 8.30am to 6.30pm

Off Peak Loading Bay (Greenway)

No Stopping

- Monday to Friday 7.30am to 6.30pm
- Saturday 8.30am to 6.30pm

Except for Loading or Blue Badge Holders

- Monday to Friday (9.30am to 4.00pm) and Saturday (8.30am to 1.30pm)
- Saturday (8.30am to 1.30pm)
- Saturday (1.30pm to 6.30pm) - Parking Maximum wait 30mins.

Loading Bay

Loading or Blue Badge Holders only

- Monday to Saturday 8.30am to 6.30pm

REV	DETAILS	BY	DATE	CHECK

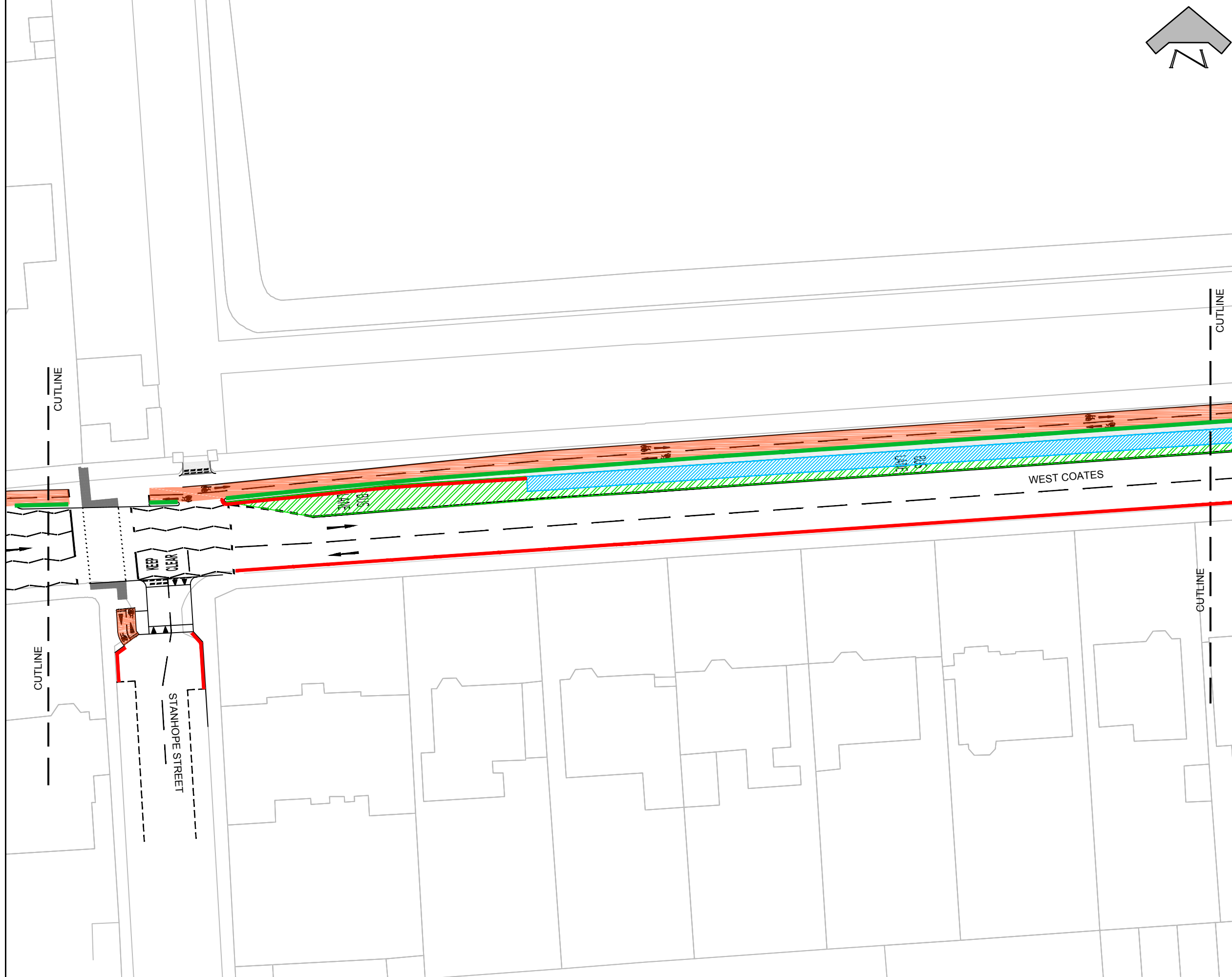


The City of Edinburgh Council
 Waverley Court
 4 East Market Street
 Edinburgh, EH8 8BG
 Telephone: 0131 200 2000

PLACE
 PLANNING AND TRANSPORT
 INFRASTRUCTURE
 TRANSPORT DESIGN & DELIVERY

**CITY CENTRE WEST TO EAST
 CYCLE LINK
 TRAFFIC REGULATION ORDER
 SECTION 1 - SHEET 5 OF 10**

Date: APR 2017	Job No.	Drawn by: JN
Scale: 1:500		Checked by: WIP
		Reviewed by: PM



NOTES:

KEY

- Parking bay (Greenway) - 60mins Max stay
- Bus lane
- Segregated cycle lane
- White road markings
- Double red line marking: no stopping all day
- Double yellow line marking: no waiting at any time

Bus Lane Operating Hours

Mon - Fri 7.30am - 9.30am and 4.00pm - 6.30pm

Other times
No restrictions

Parking Bay (Short Stay)

- Max 2 hours. No return within 60mins.
- Monday to Saturday 8.30am to 4.30pm

Parking Bay (Greenway)

- Max 30mins. No return within 45mins.
- Monday to Friday 9.30am to 4.00pm
- Saturday 8.30am to 6.30pm

All Day Loading Bay (Greenway)

- Loading or Blue Badge Holders only
- Monday to Friday 7.30am to 6.30pm
- Saturday 8.30am to 6.30pm

Off Peak Loading Bay (Greenway)

- No Stopping
- Monday to Friday 7.30am to 6.30pm
- Saturday 8.30am to 6.30pm
- Except for Loading or Blue Badge Holders
- Monday to Friday (9.30am to 4.00pm) and Saturday (8.30am to 1.30pm)
- Saturday (8.30am to 1.30pm)
- Saturday (1.30pm to 6.30pm) - Parking Maximum wait 30mins.

Loading Bay

- Loading or Blue Badge Holders only
- Monday to Saturday 8.30am to 6.30pm

REV	DETAILS	BY	DATE	CHECK

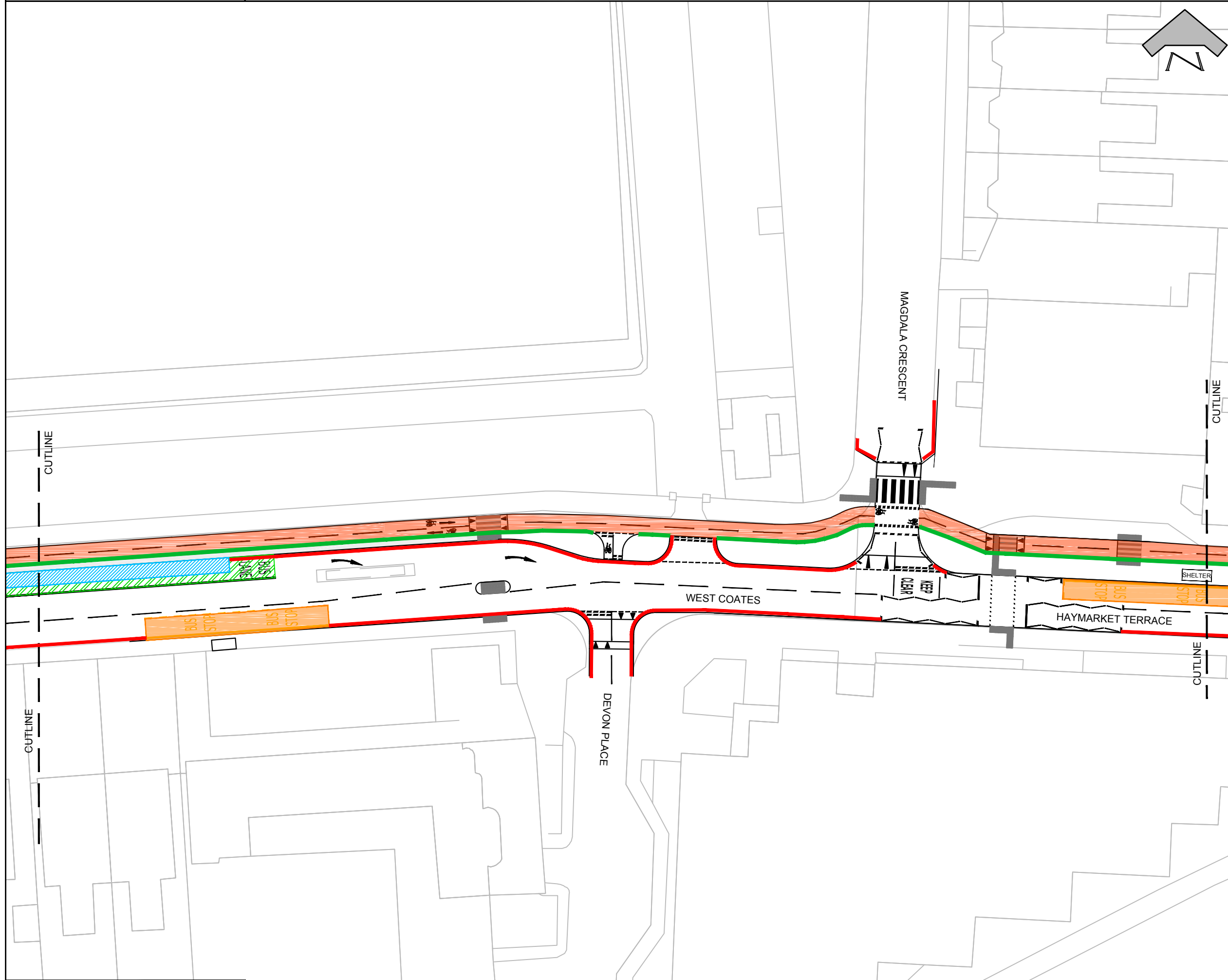


The City of Edinburgh Council
Waverley Court
4 East Market Street
Edinburgh, EH8 8BG
Telephone: 0131 200 2000

PLACE
PLANNING AND TRANSPORT
INFRASTRUCTURE
TRANSPORT DESIGN & DELIVERY








CITY CENTRE WEST TO EAST
CYCLE LINK
TRAFFIC REGULATION ORDER
SECTION 1 - SHEET 6 OF 10

Date: APR 2017	Job No.	Drawn by: JN
Scale: 1:500		Checked by: WIP
		Reviewed by: PM



NOTES:

KEY

-  Bus stop
-  Parking bay (Greenway) - 60mins Max stay
-  Bus lane
-  Segregated cycle lane
-  White road markings
-  Double red line marking: no stopping all day
-  Double yellow line marking: no waiting at any time

Bus Lane Operating Hours

Mon - Fri 7.30am - 9.30am and 4.00pm - 6.30pm

Other times
No restrictions

Parking Bay (Short Stay)

Max 2 hours. No return within 60mins.
• Monday to Saturday 8.30am to 4.30pm

Parking Bay (Greenway)

Max 30mins. No return within 45mins.
• Monday to Friday 9.30am to 4.00pm
• Saturday 8.30am to 6.30pm

All Day Loading Bay (Greenway)

Loading or Blue Badge Holders only
• Monday to Friday 7.30am to 6.30pm
• Saturday 8.30am to 6.30pm

Off Peak Loading Bay (Greenway)

No Stopping
• Monday to Friday 7.30am to 6.30pm
• Saturday 8.30am to 6.30pm
Except for Loading or Blue Badge Holders
• Monday to Friday (9.30am to 4.00pm) and Saturday (8.30am to 1.30pm)
• Saturday (8.30am to 1.30pm)
• Saturday (1.30pm to 6.30pm) - Parking Maximum wait 30mins.

Loading Bay

Loading or Blue Badge Holders only
• Monday to Saturday 8.30am to 6.30pm

REV	DETAILS	BY	DATE	CHECK

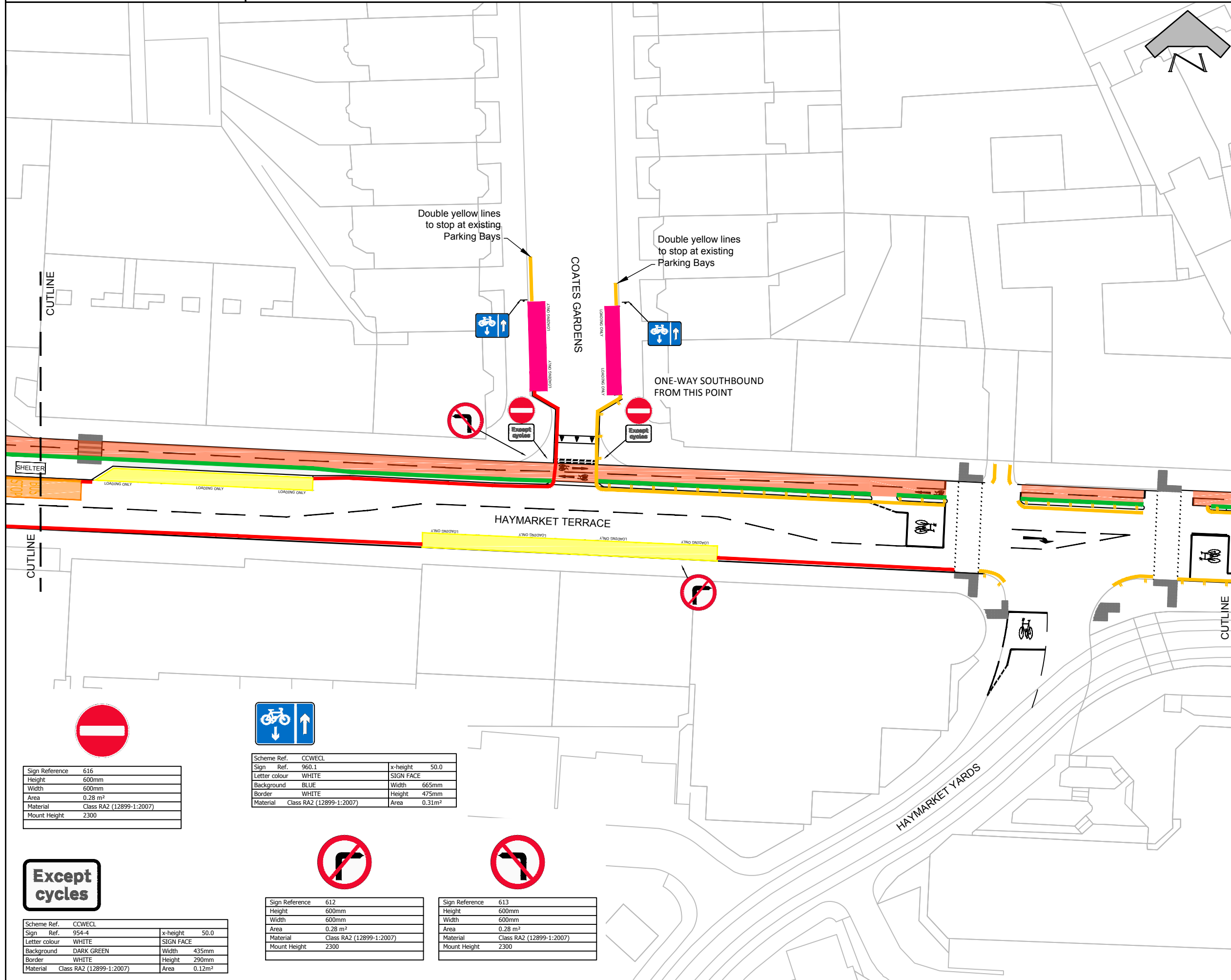


The City of Edinburgh Council
Waverley Court
4 East Market Street
Edinburgh, EH8 8BG
Telephone: 0131 200 2000

PLACE
PLANNING AND TRANSPORT
INFRASTRUCTURE
TRANSPORT DESIGN & DELIVERY

CITY CENTRE WEST TO EAST
CYCLE LINK
TRAFFIC REGULATION ORDER
SECTION 1 - SHEET 7 OF 10

Date: APR 2017	Job No.	Drawn by: JN
Scale: 1:500		Checked by: WIP
		Reviewed by: PM



NOTES:

KEY

- Bus stop
- All day loading bay (Greenway)
- Loading bay
- Segregated cycle lane
- White road markings
- Double red line marking: no stopping all day
- Double yellow line marking: no waiting at any time
- Double yellow line/double blip markings: no waiting or loading at any time

Bus Lane Operating Hours

Mon - Fri 7.30am - 9.30am and 4.00pm - 6.30pm

Other times
No restrictions

Parking Bay (Short Stay)

Max 2 hours. No return within 60mins.

- Monday to Saturday 8.30am to 4.30pm

Parking Bay (Greenway)

Max 30mins. No return within 45mins.

- Monday to Friday 9.30am to 4.00pm
- Saturday 8.30am to 6.30pm

All Day Loading Bay (Greenway)

Loading or Blue Badge Holders only

- Monday to Friday 7.30am to 6.30pm
- Saturday 8.30am to 6.30pm

Off Peak Loading Bay (Greenway)

No Stopping

- Monday to Friday 7.30am to 6.30pm
- Saturday 8.30am to 6.30pm

Except for Loading or Blue Badge Holders

- Monday to Friday (9.30am to 4.00pm) and Saturday (8.30am to 1.30pm)
- Saturday (8.30am to 1.30pm)
- Saturday (1.30pm to 6.30pm) - Parking Maximum wait 30mins.

Loading Bay

Loading or Blue Badge Holders only

- Monday to Saturday 8.30am to 6.30pm

REV	DETAILS	BY	DATE	CHECK



The City of Edinburgh Council
Waverley Court
4 East Market Street
Edinburgh, EH8 8BG
Telephone: 0131 200 2000

PLACE
PLANNING AND TRANSPORT
INFRASTRUCTURE
TRANSPORT DESIGN & DELIVERY

**CITY CENTRE WEST TO EAST
CYCLE LINK
TRAFFIC REGULATION ORDER
SECTION 1 - SHEET 8 OF 10**

Date: APR 2017	Job No.	Drawn by: JN
Scale: 1:500		Checked by: WIP
		Reviewed by: PM

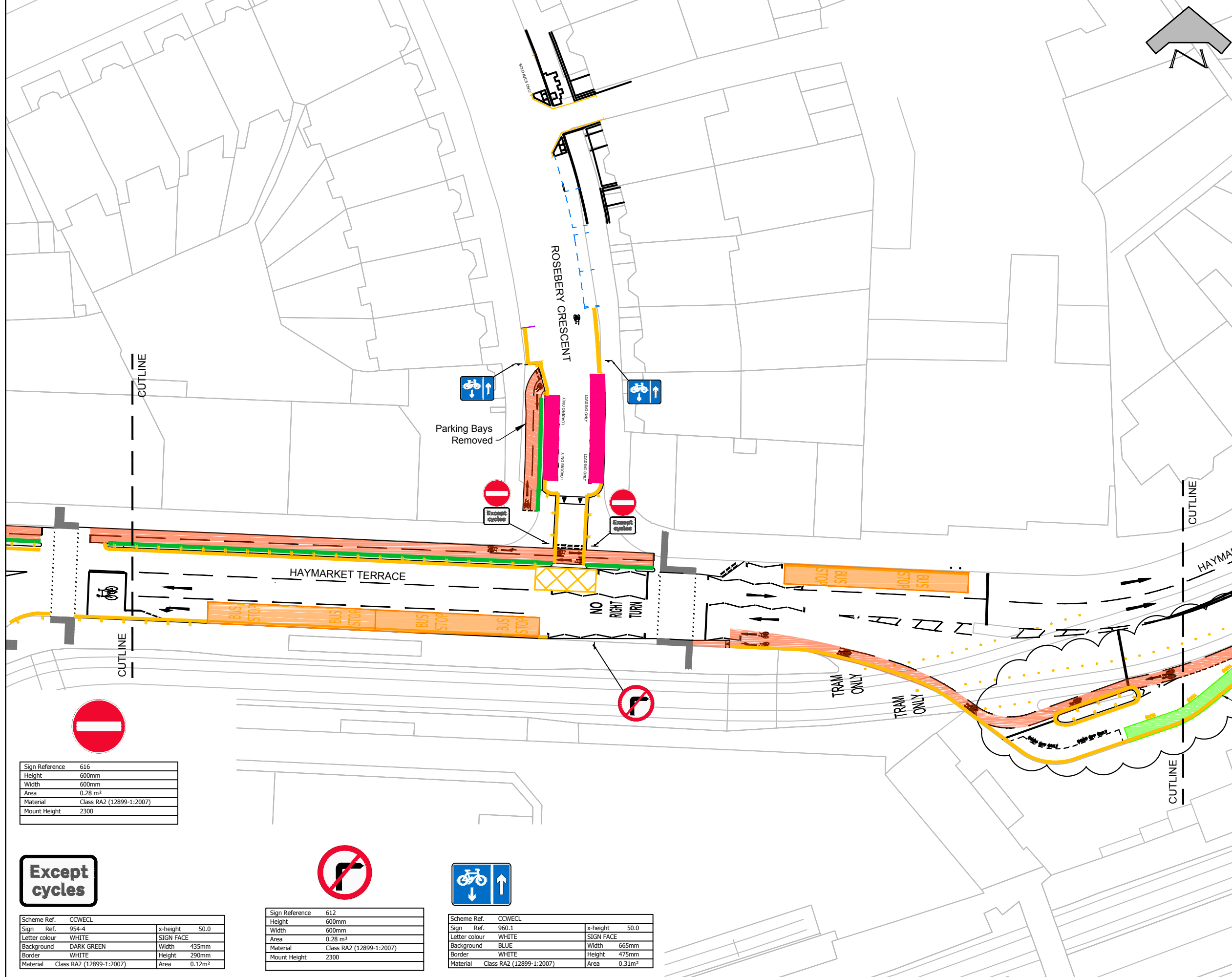
Sign Reference	616
Height	600mm
Width	600mm
Area	0.28 m ²
Material	Class RA2 (12899-1:2007)
Mount Height	2300

Scheme Ref.	CCWECL		
Sign Ref.	960.1	x-height	50.0
Letter colour	WHITE	SIGN FACE	
Background	BLUE	Width	665mm
Border	WHITE	Height	475mm
Material	Class RA2 (12899-1:2007)	Area	0.31m ²

Except cycles			
Scheme Ref.	CCWECL		
Sign Ref.	954-4	x-height	50.0
Letter colour	WHITE	SIGN FACE	
Background	DARK GREEN	Width	435mm
Border	WHITE	Height	290mm
Material	Class RA2 (12899-1:2007)	Area	0.12m ²

Sign Reference	612
Height	600mm
Width	600mm
Area	0.28 m ²
Material	Class RA2 (12899-1:2007)
Mount Height	2300

Sign Reference	613
Height	600mm
Width	600mm
Area	0.28 m ²
Material	Class RA2 (12899-1:2007)
Mount Height	2300



NOTES:

- KEY**
- Bus stop
 - Loading bay
 - Taxi bay
 - On-street cycle lane
 - Segregated cycle lane
 - White road markings
 - Double yellow line marking: no waiting at any time
 - Double yellow line/double blip markings: no waiting or loading at any time

Bus Lane Operating Hours

Mon - Fri 7.30am - 9.30am and 4.00pm - 6.30pm

Other times
No restrictions

Parking Bay (Short Stay)

Max 2 hours. No return within 60mins.
 • Monday to Saturday 8.30am to 4.30pm

Parking Bay (Greenway)

Max 30mins. No return within 45mins.
 • Monday to Friday 9.30am to 4.00pm
 • Saturday 8.30am to 6.30pm

All Day Loading Bay (Greenway)

Loading or Blue Badge Holders only
 • Monday to Friday 7.30am to 6.30pm
 • Saturday 8.30am to 6.30pm

Off Peak Loading Bay (Greenway)

No Stopping
 • Monday to Friday 7.30am to 6.30pm
 • Saturday 8.30am to 6.30pm
 Except for Loading or Blue Badge Holders
 • Monday to Friday (9.30am to 4.00pm) and Saturday (8.30am to 1.30pm)
 • Saturday (8.30am to 1.30pm)
 • Saturday (1.30pm to 6.30pm) - Parking Maximum wait 30mins.

Loading Bay

Loading or Blue Badge Holders only
 • Monday to Saturday 8.30am to 6.30pm

Sign Reference	616
Height	600mm
Width	600mm
Area	0.28 m ²
Material	Class RA2 (12899-1:2007)
Mount Height	2300



Scheme Ref.	CCWECL
Sign Ref.	954-4
Letter colour	WHITE
Background	DARK GREEN
Border	WHITE
Material	Class RA2 (12899-1:2007)
x-height	50.0
SIGN FACE	
Width	435mm
Height	290mm
Area	0.12m ²



Sign Reference	612
Height	600mm
Width	600mm
Area	0.28 m ²
Material	Class RA2 (12899-1:2007)
Mount Height	2300



Scheme Ref.	CCWECL
Sign Ref.	960.1
Letter colour	WHITE
Background	BLUE
Border	WHITE
Material	Class RA2 (12899-1:2007)
x-height	50.0
SIGN FACE	
Width	665mm
Height	475mm
Area	0.31m ²

REV	DETAILS	BY	DATE	CHECK
-----	---------	----	------	-------

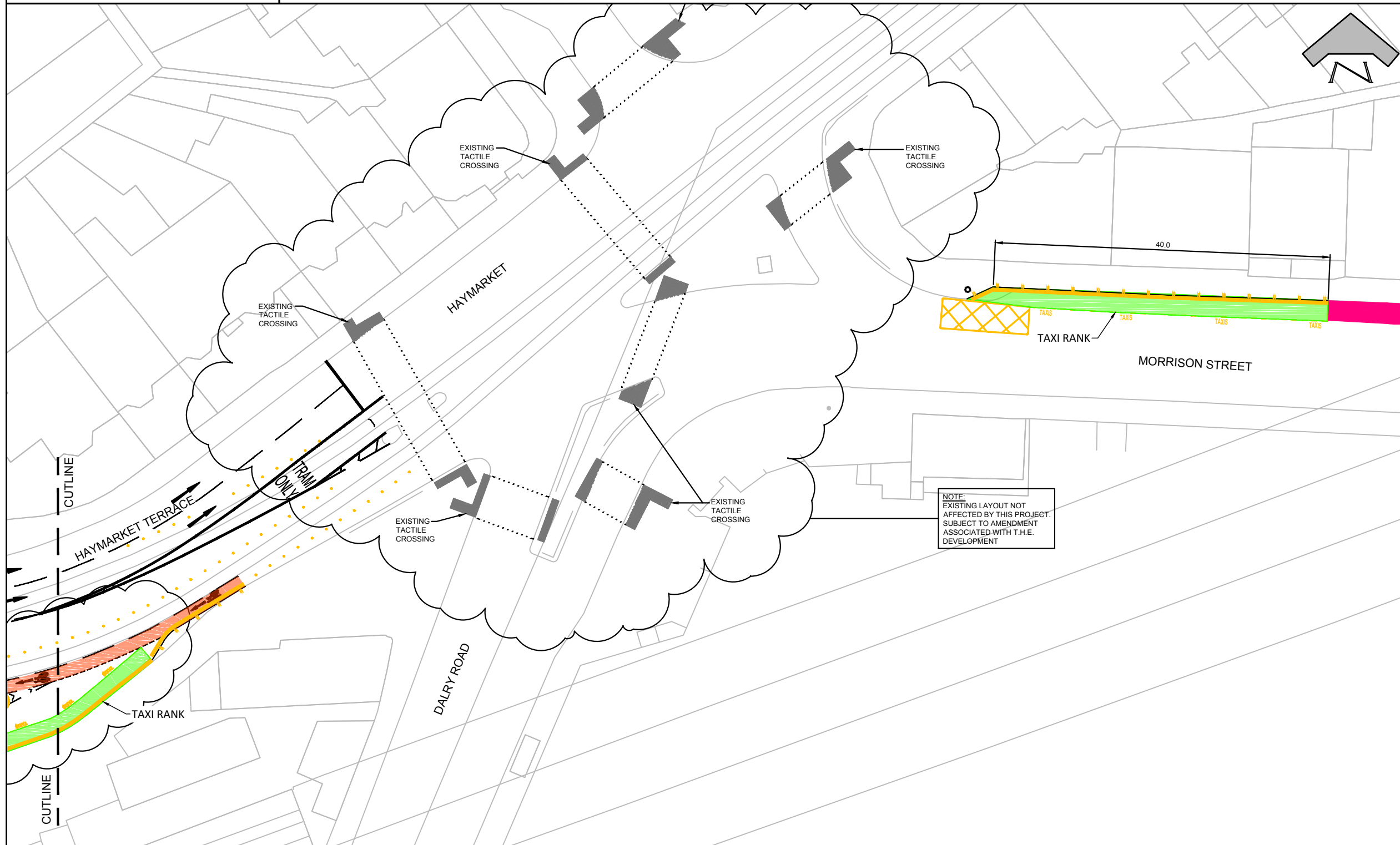


The City of Edinburgh Council
 Waverley Court
 4 East Market Street
 Edinburgh, EH8 8BG
 Telephone: 0131 200 2000

PLACE
 PLANNING AND TRANSPORT
 INFRASTRUCTURE
 TRANSPORT DESIGN & DELIVERY

CITY CENTRE WEST TO EAST
 CYCLE LINK
 TRAFFIC REGULATION ORDER
 SECTION 1 - SHEET 9 OF 10

Date: APR 2017	Job No.	Drawn by: JN
Scale: 1:500		Checked by: WJP
		Reviewed by: PM



NOTES:

KEY

- Taxi bay
- Loading bay
- On-street cycle lane
- Double yellow line marking: no waiting at any time
- Double yellow line/double blip markings: no waiting or loading at any time

Bus Lane Operating Hours

Mon - Fri 7.30am - 9.30am and 4.00pm - 6.30pm

Other times
No restrictions

Parking Bay (Short Stay)

Max 2 hours. No return within 60mins.

- Monday to Saturday 8.30am to 4.30pm

Parking Bay (Greenway)

Max 30mins. No return within 45mins.

- Monday to Friday 9.30am to 4.00pm
- Saturday 8.30am to 6.30pm

All Day Loading Bay (Greenway)

Loading or Blue Badge Holders only

- Monday to Friday 7.30am to 6.30pm
- Saturday 8.30am to 6.30pm

Off Peak Loading Bay (Greenway)

No Stopping

- Monday to Friday 7.30am to 6.30pm
- Saturday 8.30am to 6.30pm

Except for Loading or Blue Badge Holders

- Monday to Friday (9.30am to 4.00pm) and Saturday (8.30am to 1.30pm)
- Saturday (8.30am to 1.30pm)
- Saturday (1.30pm to 6.30pm) - Parking Maximum wait 30mins.

Loading Bay

Loading or Blue Badge Holders only

- Monday to Saturday 8.30am to 6.30pm



REV	DETAILS	BY	DATE	CHECK



The City of Edinburgh Council
Waverley Court
4 East Market Street
Edinburgh, EH8 8BG
Telephone: 0131 200 2000

PLACE
PLANNING AND TRANSPORT
INFRASTRUCTURE
TRANSPORT DESIGN & DELIVERY

CITY CENTRE WEST TO EAST
CYCLE LINK
TRAFFIC REGULATION ORDER
SECTION 1 - SHEET 10 OF 10

Date: APR 2017	Job No.	Checked by: WIP	Drawn by: JN
Scale: 1:500		Reviewed by: PM	