


NOTES

1. ALL DIMENSIONS ARE IN METRES UNLESS OTHERWISE STATED.
2. THIS DRAWING CONTAINS DATA BASED UPON ORDINANCE SURVEY MAPPING. REPRODUCED BY PERMISSION OF ORDINANCE SURVEY ON BEHALF OF HMSO. CROWN COPYRIGHT AND DATABASE RIGHT 2020. ALL RIGHTS RESERVED. 100023420 (2019)
3. THIS DRAWING IS TO BE READ IN CONJUNCTION WITH ALL RELEVANT DOCUMENTS.
4. TSRGD REFERS TO TRAFFIC SIGNS REGULATIONS AND GENERAL DIRECTIONS 2016.

KEY

- THERMOPLASTIC SHARED USE SYMBOL TO TSRGD 2016 DIA. 956 - SIZE 1m DIAMETER
- ▨ EXISTING DRIVEWAY ACCESS
- ➔ PS-XX NEW TRAFFIC SIGN SEE DRAWING 65201875-SWE-SIL-1204 FOR DETAILS
- NEW DROPPED CROSSING ACCESS POINT
DROPPER KERBS HB 125X255mm TO BN 125X150mm (TK1)
DROPPED BN 125X255mm KERB
CYCLEWAY TACTILE PAVING
- ▨ NEW FOOTWAY CONSTRUCTION
FOOTWAY SURFACING - 30mm THICK HRA 15/10F SURFACE
40/60 WITH WHITE CHIP
50mm THICK AC20 DENSE BIN 40/60
225mm COMPACTED TYPE 1
- - - - NEW EDGING KERB - 50X150mm FLAT TOP EDGING KERB
TEMPORARY PLASTIC PEDESTRIAN ACCESS RAMP UNIT



Signing Project	Silverknowes Road
Sign Reference	PS-01A
x Height	600
Material	Class RA2
Width (mm)	600
Height (mm)	600
Area (sq.m)	0.28
Background	Red
Border	White
Legend	White

Except cycles


Signing Project	Silverknowes Road
Sign Reference	PS-01B
x Height	62.5
Material	Class RA2
Width (mm)	540
Height (mm)	360
Area (sq.m)	0.19
Background	White
Border	Black
Legend	Black



Signing Project	Silverknowes Road
Sign Reference	PS-04
x Height	600
Material	Class RA2
Width (mm)	600
Height (mm)	600
Area (sq.m)	0.28
Background	Blue
Border	White
Legend	White

Signing Project	Silverknowes Road
Sign Reference	PS-04
x Height	50.0
Material	Class RA2
Width (mm)	645
Height (mm)	865
Area (sq.m)	0.56
Background	Grey
Border	White
Legend	White

Signing Project	Silverknowes Road
Sign Reference	PS-04
x Height	50.0
Material	Class RA2
Width (mm)	645
Height (mm)	865
Area (sq.m)	0.56
Background	Grey
Border	White
Legend	White



Signing Project	Silverknowes Road
Sign Reference	PS-02A
x Height	37.5
Material	Class RA2
Width (mm)	400
Height (mm)	400
Area (sq.m)	0.16
Background	Blue
Border	White
Legend	White

Except cycles

Signing Project	Silverknowes Road
Sign Reference	PS-02B
x Height	37.5
Material	Class RA2
Width (mm)	325
Height (mm)	215
Area (sq.m)	0.07
Background	Blue
Border	White
Legend	White



Signing Project	Silverknowes Road
Sign Reference	PS-05
x Height	300
Material	Class RA2
Width (mm)	300
Height (mm)	300
Area (sq.m)	0.07
Background	Blue
Border	White
Legend	White



Signing Project	Silverknowes Road
Sign Reference	PS-07
x Height	60.0
Material	Class RA2
Width (mm)	735
Height (mm)	465
Area (sq.m)	0.34
Background	Red
Border	White
Legend	White



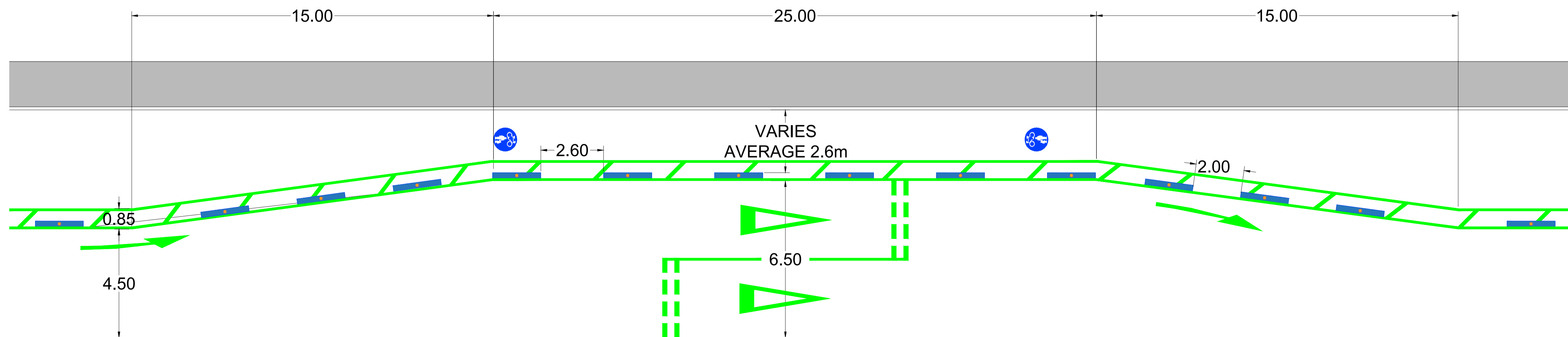
Signing Project	Silverknowes Rd
Sign Reference	PS-03
x Height	37.5
Material	Class RA2
Width (mm)	485
Height (mm)	290
Area (sq.m)	0.14
Background	Blue
Border	White
Legend	White



Signing Project	Silverknowes Road
Sign Reference	PS-06
x Height	60.0
Material	Class RA2
Width (mm)	630
Height (mm)	465
Area (sq.m)	0.29
Background	Red
Border	White
Legend	White



Signing Project	Silverknowes Road
Sign Reference	EX-01
x Height	30.0
Material	Class RA2
Width (mm)	335
Height (mm)	175
Area (sq.m)	0.06
Background	Blue
Border	White
Legend	White



02	24.02.21	PS-04 UPDATED	AMcN	AHB	CF
01	25.01.21	PASSING PLACES UPDATED	AMcN	AHB	CF
Rev.	Date	Amendment Details	Drawn	Chk'd	App'd

This drawing should not be relied on or used in circumstances other than those for which it was originally prepared and for which Sweco UK Limited was commissioned. Sweco UK Limited accepts no responsibility for this drawing to any party other than the person by whom it was commissioned. Any party which breaches the provisions of this disclaimer shall indemnify Sweco UK Limited for all loss or damage arising therefrom.

Sweco
2nd Floor, Quay 2
139 Fountainbridge
Edinburgh
EH3 9QG
Tel: +44 (0)131 550 6300
Web: www.sweco.co.uk

Client
• EDINBURGH •
THE CITY OF EDINBURGH COUNCIL

Drawing Status
FOR CONSTRUCTION

Project Title
SPACES FOR PEOPLE SILVERKNOWES ROAD

Drawing Title
1200 SIGNS & ROAD MARKING DETAILS

Scale	1:500	Designed	AMcN	Drawn	AMcN	Checked	AHB	Approved	CF	
Original Size	A1	Date	04.12.20	Date	04.12.20	Date	25.01.21	Date	25.01.21	
Drawing Number	65201875-SWE-SIL-1203								Revision	02