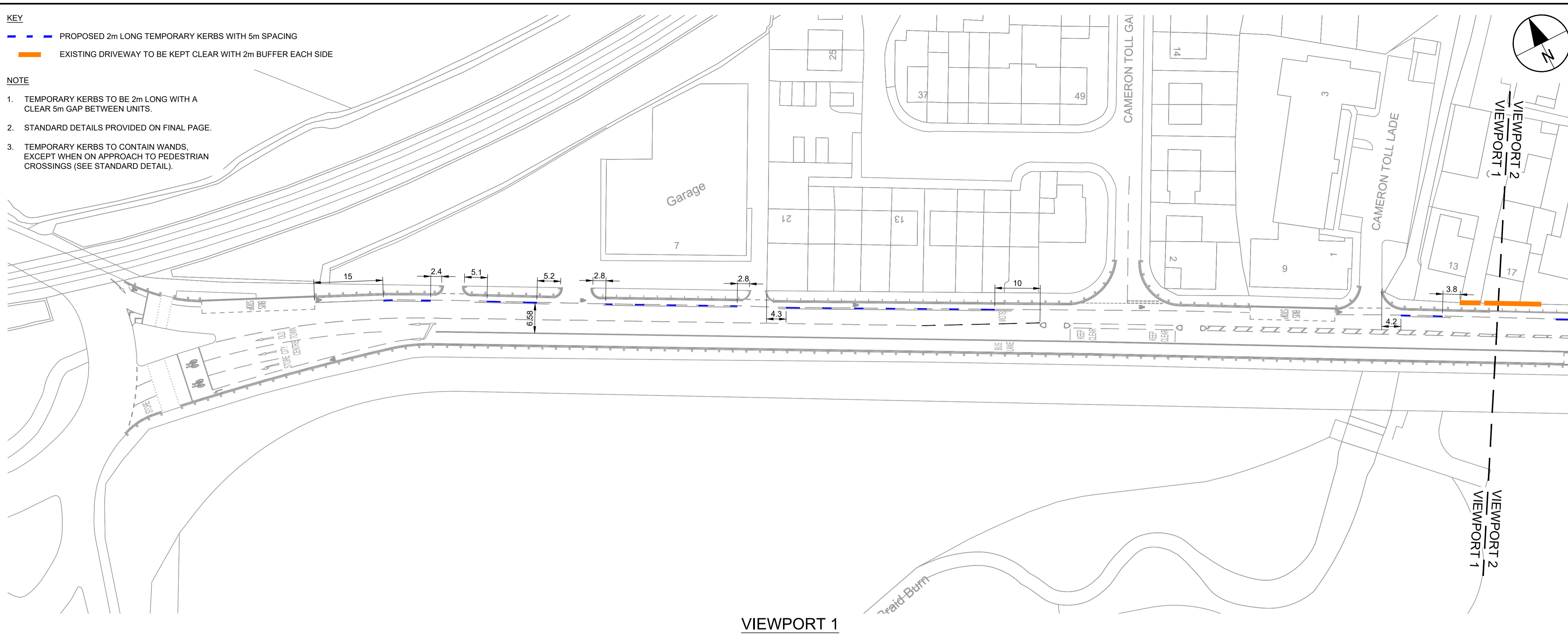
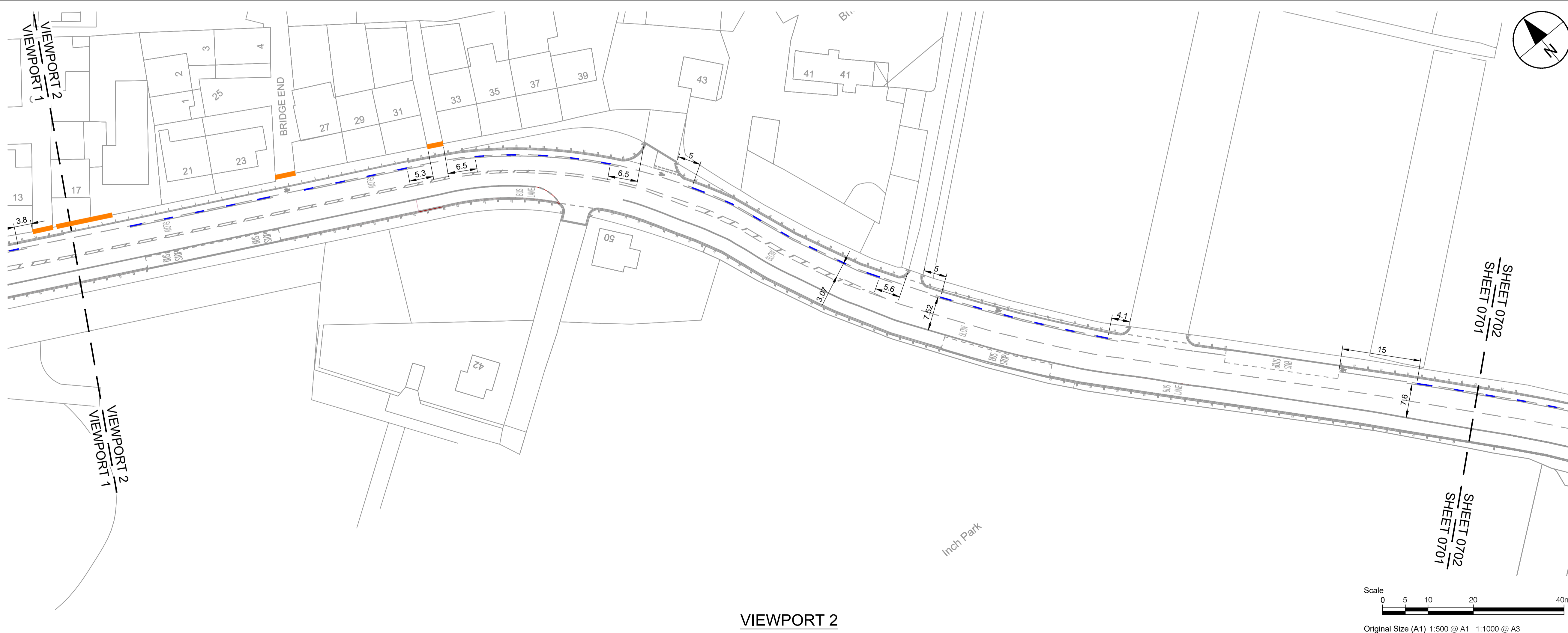


- KEY**
- PROPOSED 2m LONG TEMPORARY KERBS WITH 5m SPACING
 - EXISTING DRIVEWAY TO BE KEPT CLEAR WITH 2m BUFFER EACH SIDE

- NOTE**
- TEMPORARY KERBS TO BE 2m LONG WITH A CLEAR 5m GAP BETWEEN UNITS.
 - STANDARD DETAILS PROVIDED ON FINAL PAGE.
 - TEMPORARY KERBS TO CONTAIN WANDS, EXCEPT WHEN ON APPROACH TO PEDESTRIAN CROSSINGS (SEE STANDARD DETAIL).



VIEWPORT 1



VIEWPORT 2



PROJECT
 WEST EDINBURGH
 ACTIVE TRAVEL
 NETWORK

CLIENT



CONSULTANT

AECOM
 1 Tanfield
 EDINBURGH, EH3 5DA
 +44 (0) 131 301 8600 tel
 +44 (0) 131 301 8699 fax
 www.aecom.com

NOTES

- ALL WORKS TO BE EXECUTED IN ACCORDANCE WITH THE SPECIFICATION FOR HIGHWAY WORKS - THE MANUAL OF CONTRACT DOCUMENTS FOR HIGHWAY WORKS, DESIGN MANUAL FOR ROADS AND BRIDGES, TRAFFIC SIGNS MANUAL AND LOCAL COUNCIL GUIDELINES.
- ALL DIMENSIONS ARE IN METRES UNLESS STATED OTHERWISE. ALL LEVELS ARE IN METRES AND RELATE TO ORDNANCE DATUM.
- DO NOT SCALE FROM ANY DRAWING. WORK TO FIGURED DIMENSIONS ONLY. ANY DISCREPANCIES IN DIMENSION ARE TO BE REFERRED TO THE DESIGNER BEFORE WORK IS PUT TO HAND.
- ALL DIMENSIONS AND LEVELS ARE TO BE CHECKED ON SITE BY THE CONTRACTOR PRIOR TO PREPARING ANY WORKING DRAWINGS OR COMMENCING ON SITE.
- ALL WORKS BY THE CONTRACTOR MUST BE CARRIED OUT IN SUCH A WAY THAT ALL REQUIREMENTS UNDER THE HEALTH AND SAFETY AT WORK ACT ARE SATISFIED.
- ALL WORK IS TO BE CARRIED OUT IN COMPLIANCE WITH THE REQUIREMENTS OF THE STATUTORY AUTHORITIES AND CONSTRUCTION DESIGN AND MANAGEMENT REGULATIONS.
- DRAWING BASE RECEIVED FROM OTHERS. SURVEY CARRIED OUT BY OTHERS. AECOM CANNOT GUARANTEE THEIR ACCURACY. CONTRACTOR TO SATISFY THEMSELVES AS TO THE ACCURACY OF SUCH INFORMATION.

ISSUE/REVISION

I/R	DATE	DESCRIPTION
1	13/01/2021	AS BUILT
-	16/10/2020	FIRST ISSUE

KEY PLAN



PROJECT NUMBER

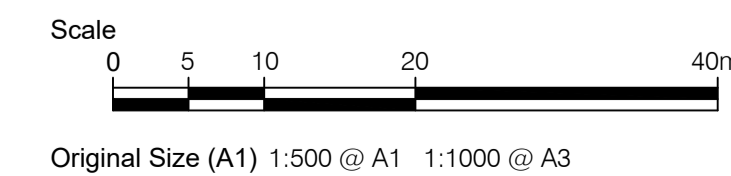
60579456

SHEET TITLE

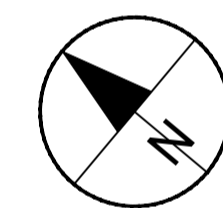
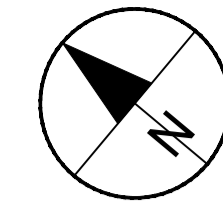
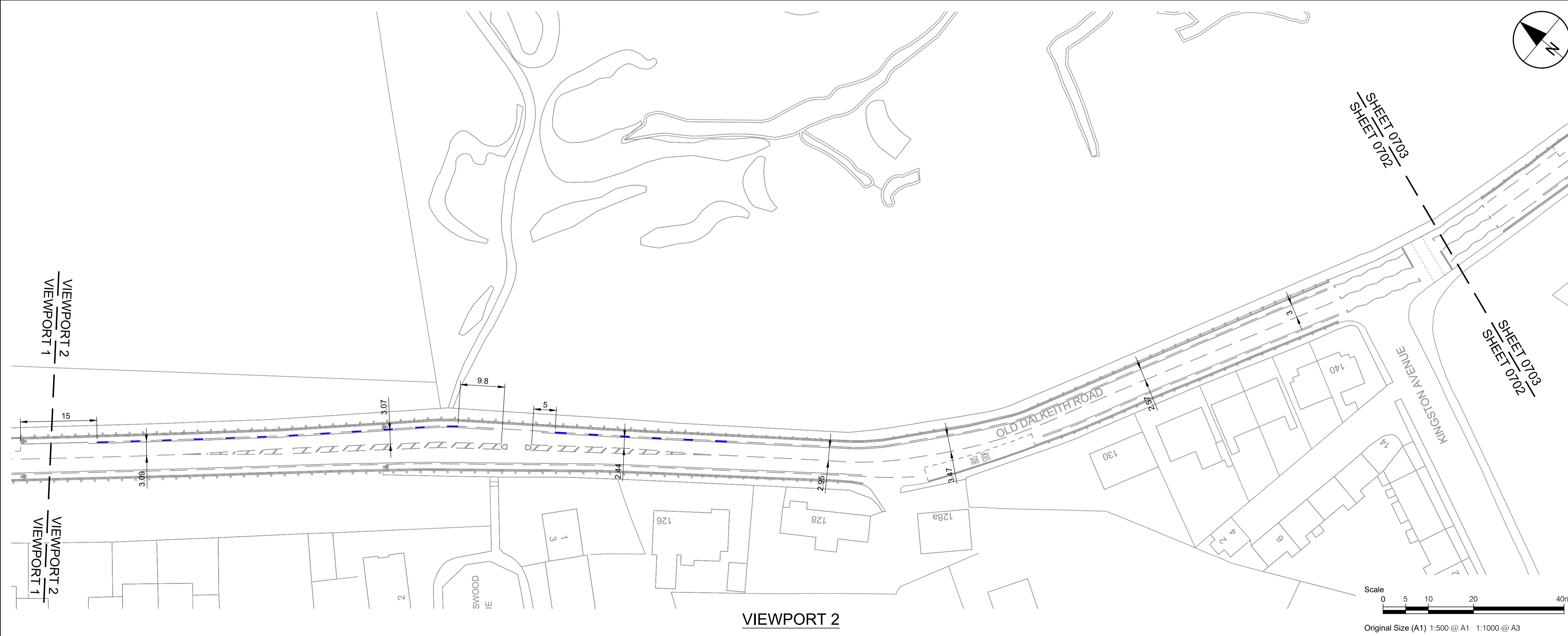
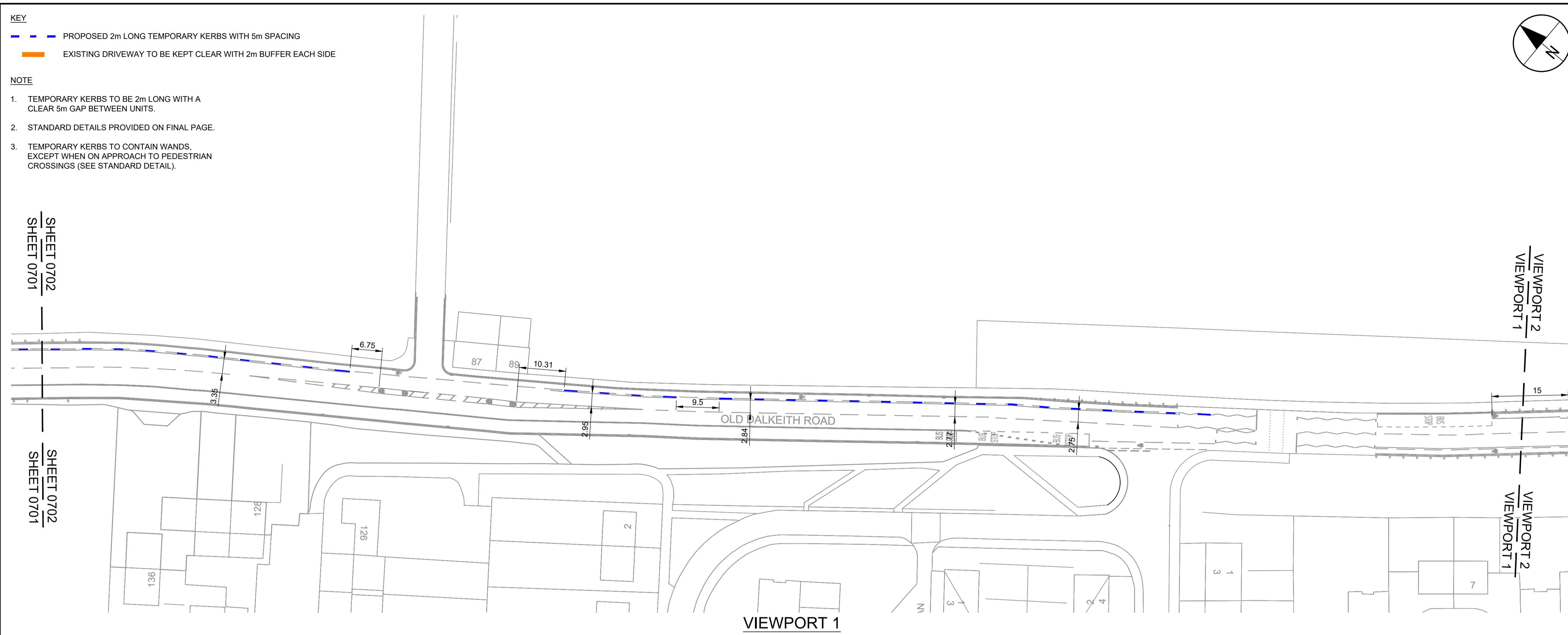
SPACES FOR PEOPLE
 OLD DALKEITH ROAD - PHASE 2
 GENERAL ARRANGEMENT - 1 OF 3

SHEET NUMBER

60579456-SHT-C-SP-ODR-PH2-0701



This drawing has been prepared for the use of AECOM's client. It may not be used, modified, reproduced or relied upon by third parties, except as agreed by AECOM or as required by law. AECOM accepts no responsibility, and denies any liability, whatsoever, to any party that uses or relies on this drawing without AECOM's express written consent. All measurements must be obtained from the stated dimensions.



- ALL WORKS TO BE EXECUTED IN ACCORDANCE WITH THE SPECIFICATION FOR HIGHWAY WORKS - THE MANUAL OF CONTRACT DOCUMENTS FOR HIGHWAY WORKS, DESIGN MANUAL FOR ROADS AND BRIDGES, TRAFFIC SIGNS MANUAL AND LOCAL COUNCIL GUIDELINES.
- ALL DIMENSIONS ARE IN METRES UNLESS STATED OTHERWISE. ALL LEVELS ARE IN METRES AND RELATE TO ORDNANCE DATUM.
- DO NOT SCALE FROM ANY DRAWING. WORK TO FIGURED DIMENSIONS ONLY. ANY DISCREPANCIES IN DIMENSION ARE TO BE REFERRED TO THE DESIGNER BEFORE WORK IS PUT TO HAND.
- ALL DIMENSIONS AND LEVELS ARE TO BE CHECKED ON SITE BY THE CONTRACTOR PRIOR TO PREPARING ANY WORKING DRAWINGS OR COMMENCING ON SITE.
- ALL WORKS BY THE CONTRACTOR MUST BE CARRIED OUT IN SUCH A WAY THAT ALL REQUIREMENTS UNDER THE HEALTH AND SAFETY AT WORK ACT ARE SATISFIED.
- ALL WORK IS TO BE CARRIED OUT IN COMPLIANCE WITH THE REQUIREMENTS OF THE STATUTORY AUTHORITIES AND CONSTRUCTION DESIGN AND MANAGEMENT REGULATIONS.
- DRAWING BASE RECEIVED FROM OTHERS. SURVEY CARRIED OUT BY OTHERS. AECOM CANNOT GUARANTEE THEIR ACCURACY. CONTRACTOR TO SATISFY THEMSELVES AS TO THE ACCURACY OF SUCH INFORMATION.

ISSUE/REVISION

I/R	DATE	DESCRIPTION
1	13/01/2021	AS BUILT
-	16/10/2020	FIRST ISSUE

KEY PLAN

DRAFT

PROJECT NUMBER

60579456

SHEET TITLE

SPACES FOR PEOPLE
OLD DALKEITH ROAD - PHASE 2
GENERAL ARRANGEMENT - 2 OF 3

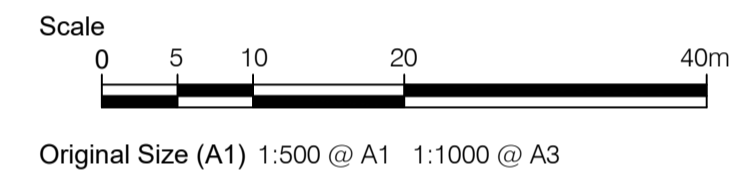
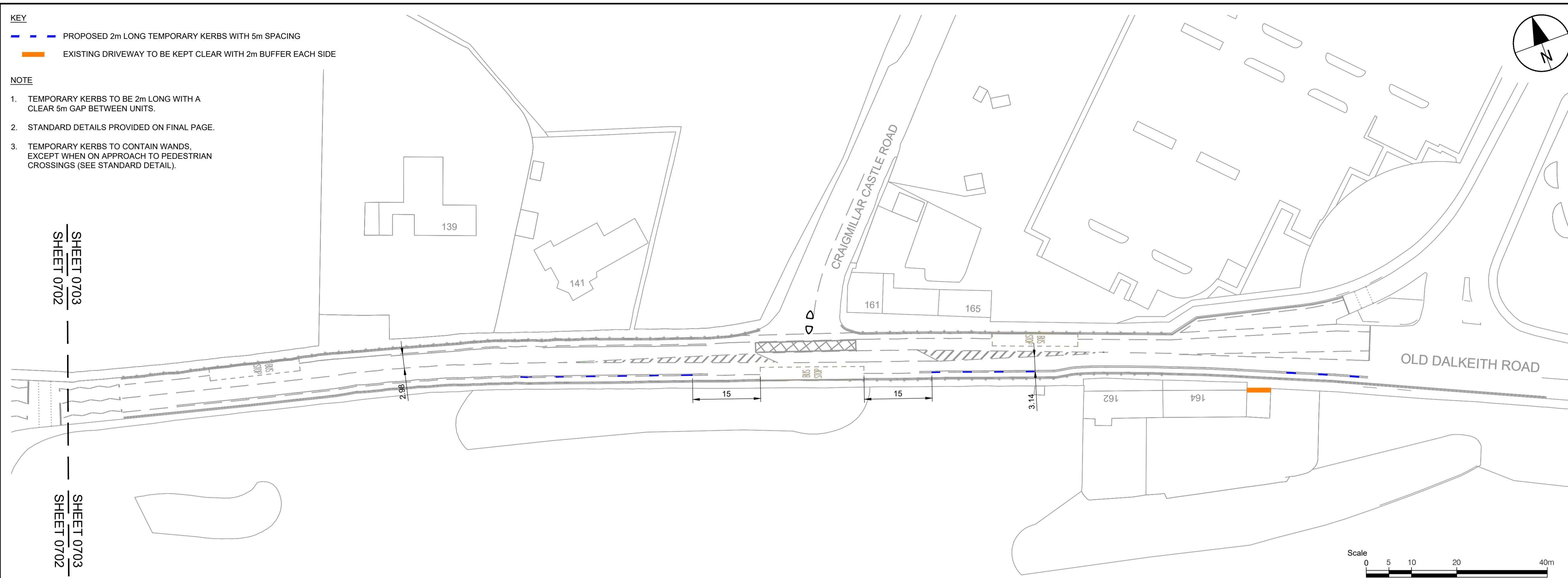
SHEET NUMBER

60579456-SHT-C-SP-ODR-PH2-0702

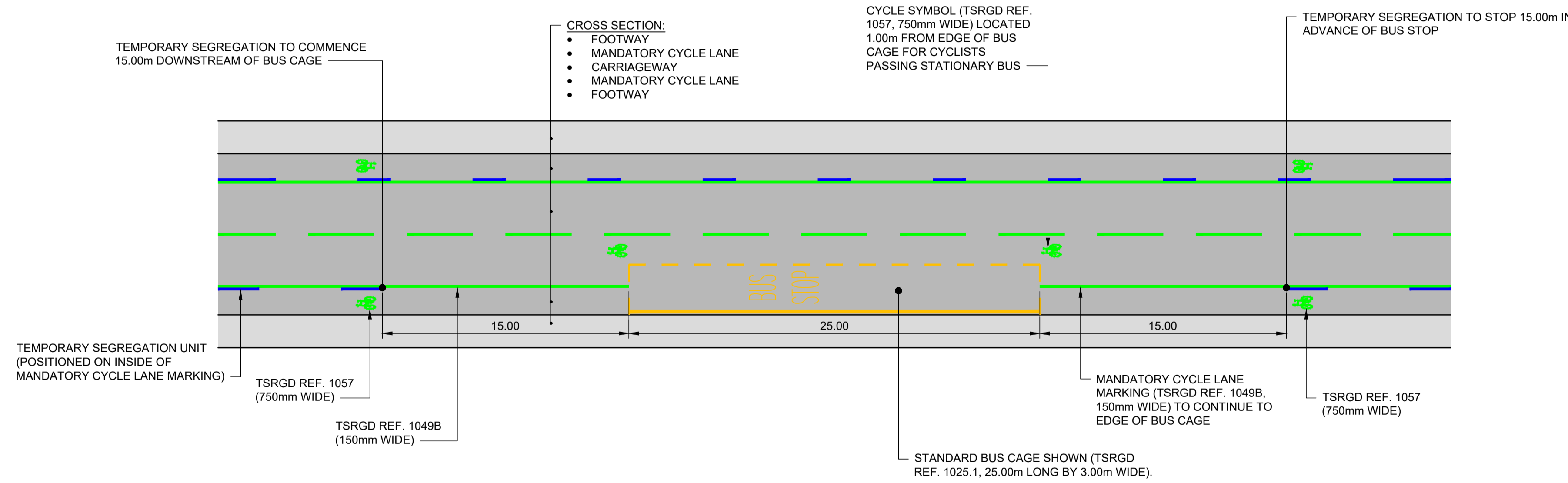
This drawing has been prepared for the use of AECOM's client. It may not be used, modified, reproduced or relied upon by third parties, except as agreed by AECOM or as required by law. AECOM accepts no responsibility, and denies any liability, whatsoever, to any party that uses or relies on this drawing without AECOM's express written consent. Do not scale this document. All measurements must be obtained from the stated dimensions.

- KEY**
- PROPOSED 2m LONG TEMPORARY KERBS WITH 5m SPACING
 - EXISTING DRIVEWAY TO BE KEPT CLEAR WITH 2m BUFFER EACH SIDE

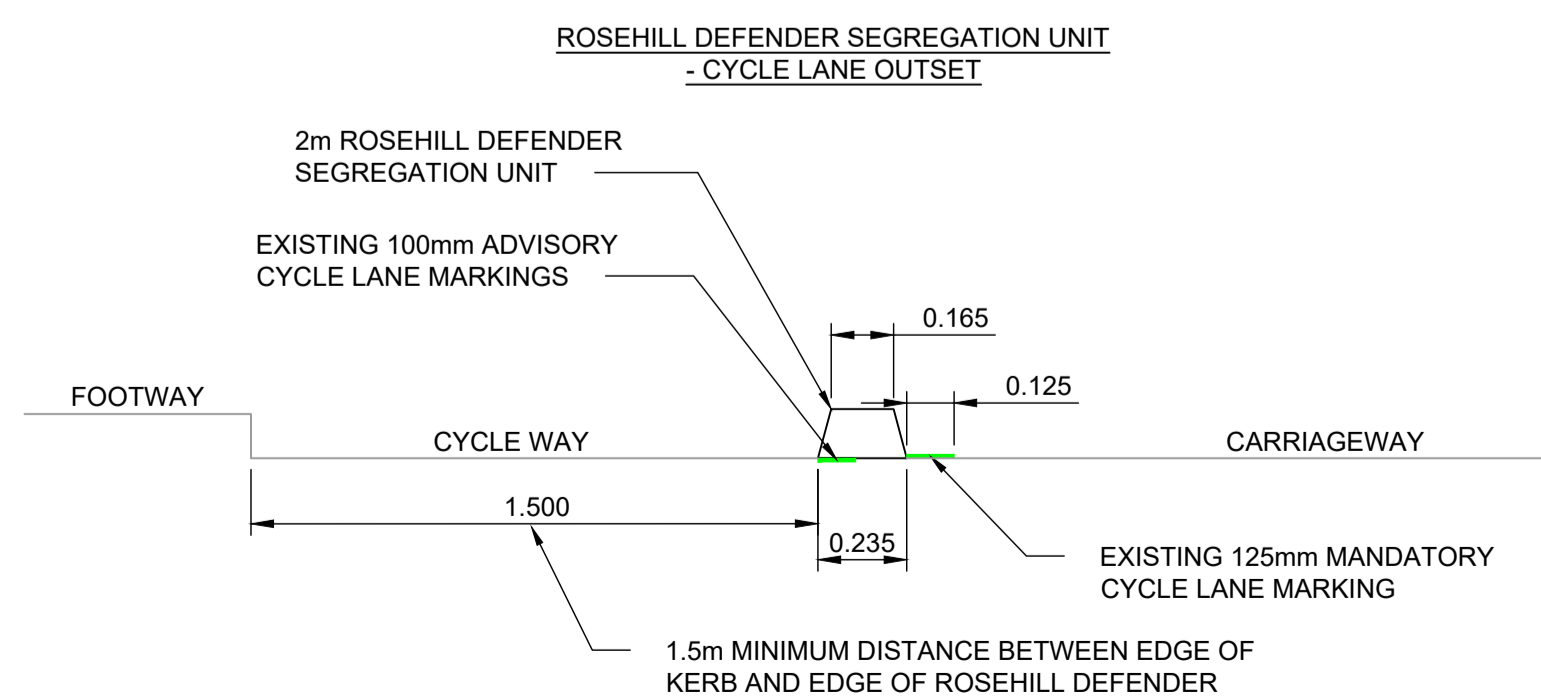
- NOTE**
- TEMPORARY KERBS TO BE 2m LONG WITH A CLEAR 5m GAP BETWEEN UNITS.
 - STANDARD DETAILS PROVIDED ON FINAL PAGE.
 - TEMPORARY KERBS TO CONTAIN WANDS, EXCEPT WHEN ON APPROACH TO PEDESTRIAN CROSSINGS (SEE STANDARD DETAIL).



VIEWPORT 1



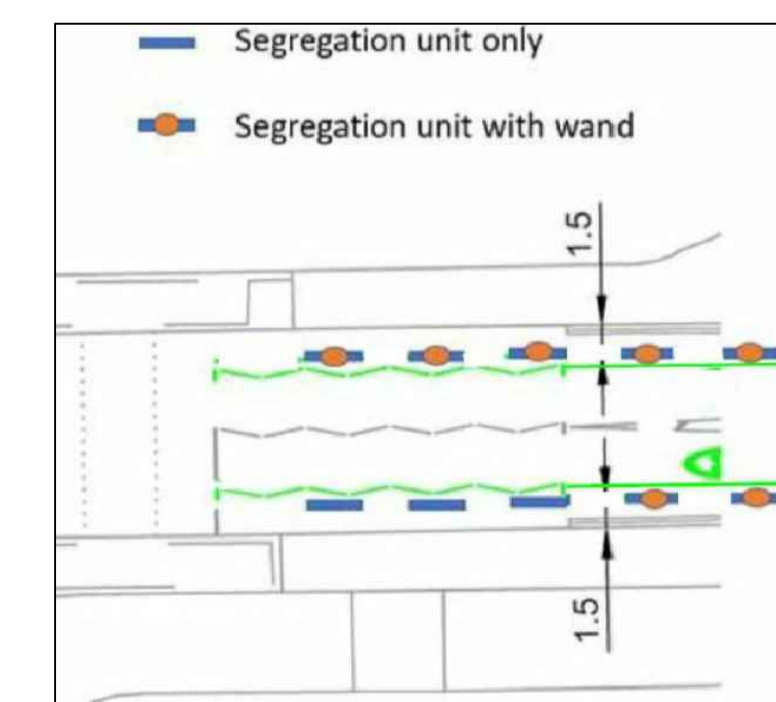
BUS STOP DETAIL



ROSEHILL DEFENDER DETAIL



ROSEHILL DEFENDER SEGREGATION UNITS



CYCLE LANE DEFENDER ARRANGEMENT AT CROSSING POINTS

- ALL WORKS TO BE EXECUTED IN ACCORDANCE WITH THE SPECIFICATION FOR HIGHWAY WORKS - THE MANUAL OF CONTRACT DOCUMENTS FOR HIGHWAY WORKS, DESIGN MANUAL FOR ROADS AND BRIDGES, TRAFFIC SIGNS MANUAL AND LOCAL COUNCIL GUIDELINES.
- ALL DIMENSIONS ARE IN METRES UNLESS STATED OTHERWISE. ALL LEVELS ARE IN METRES AND RELATE TO ORDNANCE DATUM.
- DO NOT SCALE FROM ANY DRAWING. WORK TO FIGURED DIMENSIONS ONLY. ANY DISCREPANCIES IN DIMENSION ARE TO BE REFERRED TO THE DESIGNER BEFORE WORK IS PUT TO HAND.
- ALL DIMENSIONS AND LEVELS ARE TO BE CHECKED ON SITE BY THE CONTRACTOR PRIOR TO PREPARING ANY WORKING DRAWINGS OR COMMENCING ON SITE.
- ALL WORKS BY THE CONTRACTOR MUST BE CARRIED OUT IN SUCH A WAY THAT ALL REQUIREMENTS UNDER THE HEALTH AND SAFETY AT WORK ACT ARE SATISFIED.
- ALL WORK IS TO BE CARRIED OUT IN COMPLIANCE WITH THE REQUIREMENTS OF THE STATUTORY AUTHORITIES AND CONSTRUCTION DESIGN AND MANAGEMENT REGULATIONS.
- DRAWING BASE RECEIVED FROM OTHERS. SURVEY CARRIED OUT BY OTHERS. AECOM CANNOT GUARANTEE THEIR ACCURACY. CONTRACTOR TO SATISFY THEMSELVES AS TO THE ACCURACY OF SUCH INFORMATION.

I/R	DATE	DESCRIPTION
1	13/01/2021	AS BUILT
-	16/10/2020	FIRST ISSUE

DRAFT

60579456

SPACES FOR PEOPLE
OLD DALKEITH ROAD - PHASE 2
GENERAL ARRANGEMENT - 3 OF 3

60579456-SHT-C-SP-ODR-PH2-0703

This drawing has been prepared for the use of AECOM's client. It may not be used, modified, reproduced or relied upon by third parties, except as agreed by AECOM or as required by law. AECOM accepts no responsibility, and denies any liability, whatsoever, to any party that uses or relies on this drawing without AECOM's express written consent. Do not scale this document. All measurements must be obtained from the stated dimensions.