



Use the paper plate to make a clock. Add numbers 1 – 12. Cut 2 strips of paper – one longer and one shorter to make the hands of the clock. Attach the hands with a paper fastener. Move the long hand to 12 to tell the o'clock. Move the short hand to the numbers to tell the time.

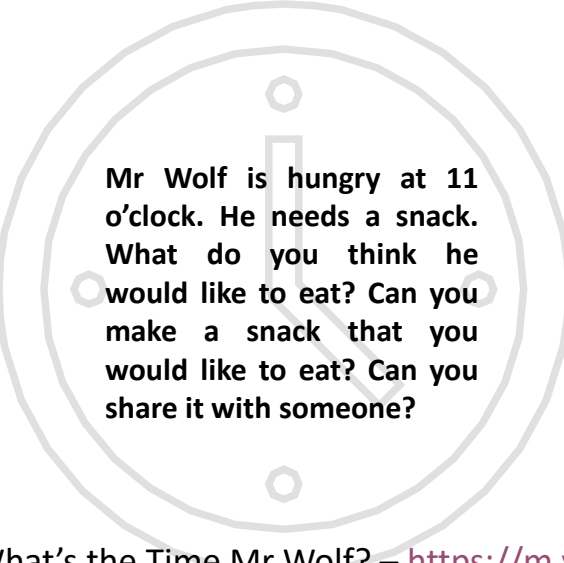


Listen to 'What's the Time Mr Wolf' by Debi Gliori. How does Mr Wolf feel when Little Red Riding Hood doesn't bring him any post? Can you make him a card to cheer him up? Write/mark make a message inside.

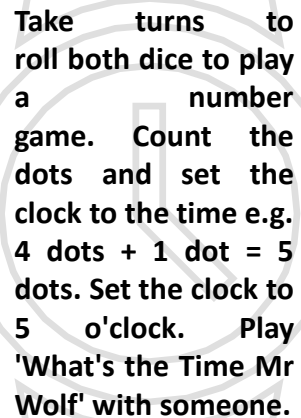


What are the 3 nursery rhymes in the story? Can you say them? Can you think of other words which rhyme with 'spoon', 'clock' 'cake'?


'What's the Time Mr Wolf?' By Debi Gliori



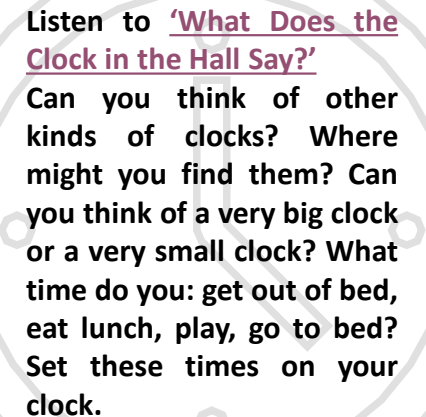
Mr Wolf is hungry at 11 o'clock. He needs a snack. What do you think he would like to eat? Can you make a snack that you would like to eat? Can you share it with someone?



Take turns to roll both dice to play a number game. Count the dots and set the clock to the time e.g. 4 dots + 1 dot = 5 dots. Set the clock to 5 o'clock. Play 'What's the Time Mr Wolf' with someone.



Help Mr Wolf make a shopping list. Write/ mark make all the things he might buy at the shops.



Listen to 'What Does the Clock in the Hall Say?' Can you think of other kinds of clocks? Where might you find them? Can you think of a very big clock or a very small clock? What time do you: get out of bed, eat lunch, play, go to bed? Set these times on your clock.

What's the Time Mr Wolf? – <https://m.youtube.com/watch?v=4T3vvAa-qTs>

What Does the Clock in the Hall Say? – <https://m.youtube.com/watch?v=bW92FAaynvU>

