



Contingency Learning Primary 1 Week 3

<p style="text-align: center;">Literacy and English <u>Reading for Pleasure</u></p> <p>Pick a favourite book and read it with an adult. Can you help them sound out some of the shorter words? When you finish, draw a picture of your favourite part of the book.</p>	<p style="text-align: center;">Numeracy and Mathematics <u>Number formation</u></p> <p>Practice writing the numbers 1-10 in shaving foam, paint, rice, salt, or use coloured pencils to make rainbow numbers</p>	<p style="text-align: center;">Health and Wellbeing <u>Emotions</u></p> <p>Talk to an adult about things that make them worry and what they do to feel better. Together, come up with some strategies you can use when you feel worried and make a poster.</p>
<p style="text-align: center;">Literacy and English <u>Writing</u></p> <p>Use the template below to make a story map for one of your favourite stories. Talk to an adult about what would happen if you changed part of the story.</p>	<p style="text-align: center;">Numeracy and Mathematics <u>Number Sequences</u></p> <p>Play a game of hopscotch using the numbers 1 to 20. Go up and down the board, missing out a number (or maybe 2 or 3) each time.</p>	<p style="text-align: center;">STEM <u>Magnets</u></p> <p>Test items around your house to see if they are magnetic or not. Can you work out what all the magnetic objects have in common?</p>
<p style="text-align: center;">Literacy and English <u>Comprehension</u></p> <p>Listen to the story Silly Billy by Anthony Browne (https://www.youtube.com/watch?v=vHiW5ndFNQQ&ab_channel=HamiltonTrust) and discuss these questions with an adult:</p> <ul style="list-style-type: none"> • What did Billy worry about? • What did Grandma give Billy to help him? • Do you think it's good to share your worries? Why? • Did you like the story? Why? 	<p style="text-align: center;">Numeracy and Mathematics <u>Equal Groups</u></p>  <p>Have a teddy bears picnic and share out the snacks. Make sure every teddy gets the same number of treats!</p> <p>What happens when a teddy bear leave? What about when more arrive?</p>	<p style="text-align: center;">Expressive Arts <u>Art</u></p>  <p>Using materials from around your house, make your very own Worry Doll.</p>
<p style="text-align: center;">Literacy and English <u>Word Building</u></p> <p>Play a game of boggle using the template below. Ask an adult to fill it with the sounds you know and see how many words you can make!</p>	<p style="text-align: center;">Numeracy and Mathematics <u>Money</u></p> <p>Make a coin rubbing picture and label the different coins. Talk to an adult about the different coins: what shape are they? What size? Are they all the same colour?</p>	<p style="text-align: center;">Social Studies <u>Make a Treasure Map</u></p> <p>Hide some treasure somewhere in your house and make a map to help find it! You could even test your map by giving it to an adult and seeing if they can find the hidden treasure!</p>



Contingency Learning
Primary 1 Week 3



Teaching and Learning

Literacy and English

Phonics

Practise your sounds with a game of sound snap using the letter cards below! For an extra challenge, you could practise your handwriting and make the cards yourself.

Problem Solving

How many different ways can you make the number 6 using things from around your house?




Health and Wellbeing

P.E.

Make an obstacle course in your house or garden. How quickly can you complete it? Can you beat your fastest time?

Teaching and Learning

Name _____

Story Map 

Setting

Characters

Beginning

Middle

End

© Katie Byrd

BOGGLE

HOW MANY WORDS CAN YOU FIND?

name: _____ week of: _____

Contingency Learning Primary 1 Week 3

 <p>Bounce: a-a-a-apple Handwrite: Round the apple, down the leaf</p>	 <p>Bounce: b-b-b-boot Handwrite: Down the laces to the heel, round the toe</p>	 <p>Bounce: c-c-c-caterpillar Handwrite: Curl around the caterpillar</p>	 <p>Bounce: d-d-d-dinosaur Handwrite: Round his bottom, up his tall neck, down to his feet</p>	 <p>Bounce: e-e-e-egg Handwrite: Lift off the top and scoop out the egg</p>	 <p>Stretch: ffffflower Handwrite: Down the stem and draw the leaves</p>	 <p>Bounce: g-g-g-girl Handwrite: Round her face, down her hair and give her a curl!</p>	 <p>Bounce: h-h-h-horse Handwrite: Down the head to the hooves and over his back</p>
 <p>Bounce: i-i-i-insect Handwrite: Down the body, dot for the head</p>	 <p>Bounce: j-j-j-jack-in-a-box Handwrite: down his body curl and dot</p>	 <p>Bounce: k-k-k-kangaroo Handwrite: Down the kangaroo's body, tail and leg</p>	 <p>Stretch: llllleg Handwrite: Down the long leg</p>	 <p>Stretch: mmmmountain Handwrite: Maisie, mountain, mountain</p>	 <p>Stretch: nnnnet Handwrite: Down Nobby, over his net</p>	 <p>Bounce: o-o-o-orange Handwrite: All around the orange</p>	 <p>Bounce: p-p-p-pirate Handwrite: Down the plait and over the pirate's face</p>
 <p>Bounce: q-q-q-queen Handwrite: Round her head, up past her earrings and down her hair</p>	 <p>Stretch: rrrrobot Handwrite: Down his back, then curl over his arm</p>	 <p>Stretch: ssssnake Handwrite: Slither down the snake</p>	 <p>Bounce: t-t-t-tower Handwrite: Down the tower, across the tower</p>	 <p>Bounce: u-u-u-umbrella Handwrite: Down and under, up to the top and draw the puddle</p>	 <p>Stretch: vvvvulture Handwrite: Down a wing, up a wing</p>	 <p>Bounce: w-w-w-worm Handwrite: Down, up, down, up</p>	 <p>Bounce: x-x-x-exercise Handwrite: Down the arm and leg and repeat the other side</p>
 <p>Bounce: y-y-y-yak Handwrite: Down a horn up a horn and under his head</p>	 <p>Stretch: zzzzip Handwrite: Zig-zag-zig</p>	 <p>Stretch: nnnnk I think I stink think, stink, wink, tick, blink, link, pink</p>	 <p>Stretch: nnnng A thing on a string thing, ping, string, wing, sing, song, pong, song</p>	 <p>Stretch: thhhh The princess in the tower is rescued by the horse She says: thhhhankyou.</p>	 <p>Stretch: shhhh Shhhh says the horse to the hissing snake</p>	 <p>Bounce: ch-ch-ch-chool The horse sneezes when the caterpillar's hairs get up his nose</p>	

Thinking and Talking about My Learning - P1 & P2



Self-reflection Plenary

At the end of a day of learning you might like talk about your learning with someone else.

Roll a die to select 1 or 2 questions to get you started.

1	2	3	4	5	6
<p>Were there any tasks today that I found too easy? Why? Could I have added my own challenge?</p>	<p>Did I make a good guess about how long each task would take?</p>	<p>Did I get stuck on a task? Did I give up or try a different way? What did I try?</p>	<p>Did I try going back to a tricky task later? Did that make a difference?</p>	<p>Did I find it easy to stay on task today? What helped? What didn't help?</p>	<p>How can I make sure I remember what I learned?</p>