

Contingency Learning Primary 2 Week 5

<p style="text-align: center;">Reading</p> <p>Go for a walk with an adult. Look for words or signs that you can read. What do they say?</p>	<p style="text-align: center;">Numeracy and Mathematics - Sharing</p> <p>Put out two toys or teddies. Get a small pile of items e.g. coins, counters, cards. Share the items equally between your toys/teddies (e.g. share 6 between 2, 16 between 2). How many does each toy get? Challenge: Are there any numbers of items which will leave a remainder when you share them between 2 toys?</p>	<p style="text-align: center;">Health and Wellbeing</p> <p>Think about a scenario where someone is experiencing difficult/challenging feelings. Talk to someone at home about strategies that would help the person to feel better.</p>
<p style="text-align: center;">Tools for Writing - Vocabulary and Spelling</p> <p>Find 5 new words in a story. Can you think of a game you could play to help you learn these words? Teach someone your game and explain the rules.</p>	<p style="text-align: center;">Numeracy and Mathematics - Number Fun</p> <p>Choose a number (maybe start with a number up to 10). Make a book or poster about your number. Can you write it, draw it, show it in different ways?</p>	<p style="text-align: center;">STEM</p> <p>Follow this method to make your own bubble mixture. What happens if you add more or less of one of the ingredients? Which bubbles last the longest? https://www.bbcgoodfood.com/howto/guide/how-make-bubble-mixture</p>
<p style="text-align: center;">Tools for Writing</p> <p>Draw a character for a story. It can be human, animal, alien etc Then write words around your character to describe them. Remember the words will describe their personality, not just the way they look.</p>	<p style="text-align: center;">Numeracy and Mathematics - Days of the Week</p> <p>Practise saying the days of the week in order. If today is Tuesday, what day is tomorrow? What day is it in 3 days time? Challenge: Can you say the days of the week backwards? If today is Sunday, what day was it yesterday?</p>	<p style="text-align: center;">Expressive Arts</p> <p>Can you recreate your school badge? You could draw, paint, model or collage using different materials. Be adventurous!</p>
<p style="text-align: center;">Writing – Creating Texts</p> <p>Choose one of the poems in this pack. Copy the way the author has written this one to write one of your own. <i>You could use your own name.</i></p>	<p style="text-align: center;">Numeracy and Mathematics - Item Sort</p> <p>Find some items in your home. Sort them using a rule e.g. sort into red and not red, sort into like and don't like, sort into heavy and light. Challenge: Can you sort using a rule you choose and see if someone can work out your rule?</p>	<p style="text-align: center;">Social Studies</p> <p>Think about what you would like to be when you are older. If you wanted to be a shopkeeper you could make your own shop and ask someone at home if they would like to buy anything.</p>

Contingency Learning Primary 2 Week 5

Listening and Talking

This listening activity needs a helper. Sheet 3 is to be read out to you and you complete the activity on sheet 4. Other activities can be found here.

<https://www.teachingideas.co.uk/sites/default/files/thelisteningskillspack.pdf>

Puzzle – Game Time

Play a board game e.g. Snakes and Ladders, dominoes or a card game. How many different times do you use maths during the game?

Religious and Moral Education

Watch **two short stories from Islam** at the following link:

<https://www.bbc.co.uk/bitesize/clips/z9tqb82>
What messages do the stories tell us about being kind? Are they similar to any other stories you have been told?

Name _____

Apple Poem Frame



Apples!

_____ apples.

_____ apples.

Apples on a tree!

_____ apples.

_____ apples.

Apples good for me!

Apples in a _____.

Apples in a pie!

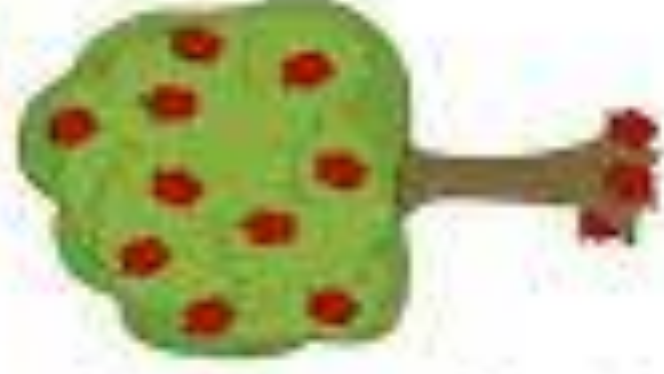
Apples in a _____.

Apple of my eye!

_____ apples.

_____ apples.

My, oh my!



Apples fall off the trees.

Umbrellas are needed.

Trees lose their leaves.

Under trees you might find hedgehogs.

My mum wraps me up for Autumn.

Naughty mice sneak into our houses.



A

U

T

U

M

N



Sheet 3





Instructions for adult/peer

This is Drawing Challenge 1, from TeachingPacks.co.uk.

Look at the numbered boxes on your answer sheet. I am going to read some instructions to you and you should draw the correct pictures, shapes and symbols in the correct boxes. You will have ten seconds to complete each instruction, so listen carefully!

- Draw a square in the middle of box 2.
- At the bottom of box 6, draw a small circle.
- Draw a star at the top of box 4.
- Write the number 7 in the middle of your square.
- Draw a smiley face inside box 3.
- Inside box 1, write the word 'Five'.
- Draw two triangles inside box five. Put one at the top and one at the bottom.
- Draw a banana underneath your star.

Answers

Drawing Challenge 1 ANSWERS	4		1	<p style="text-align: center; font-size: 2em;">Five</p>
	5		2	<div style="border: 2px solid black; width: 80px; height: 80px; margin: auto; display: flex; align-items: center; justify-content: center;"> 7 </div>
	6		3	

© Teaching Packs www.teachingpacks.co.uk

Pupil Sheet

1	2	3
4	5	6

Thinking and Talking about My Learning - P1 & P2



Self-reflection Plenary

At the end of a day of learning you might like talk about your learning with someone else.

Roll a die to select 1 or 2 questions to get you started.

1	2	3	4	5	6
<p>Were there any tasks today that I found too easy? Why? Could I have added my own challenge?</p>	<p>Did I make a good guess about how long each task would take?</p>	<p>Did I get stuck on a task? Did I give up or try a different way? What did I try?</p>	<p>Did I try going back to a tricky task later? Did that make a difference?</p>	<p>Did I find it easy to stay on task today? What helped? What didn't help?</p>	<p>How can I make sure I remember what I learned?</p>