

Literacy and English - Reading



Use the **title**, **picture** and **blurb** to choose a book to read.

- What did you **think** of this book?
- What did you **like or dislike** about it?
- Tell someone **why** you like that part
- What is this book about?
- What **language** is the book in?
- Draw a **picture** of your favourite part

Numeracy and Mathematics - 3D Objects



Starter:

Find **3D** objects in your home. (e.g. a ball, a box of cereal)

Can you name them in English/ another language?

Main Challenge:

Look at your objects, pick up your objects
Do the objects **roll**? Do the objects **stack**?
Can you sort them? (Example - Object rolls/Object does not roll)

Health and Wellbeing - Smiles

Share a smile!



1. Draw a smile on lots of bits of paper.
2. **Hide** the smiles in around your home.
3. When someone finds a smile **tell** them something that makes you smile.
4. Ask them what makes them smile.

Literacy and English - Vocabulary and Spelling

Next 200 Hic
A frequency order reading sheet

water	bear
sway	can't
good	again
want	cat



Look at the **words** & help sheet - Pages 4 and 5

1. Read 5 words each day
2. Try to **spell** the words - Use 'Look, Say, Cover, Write, Check' on Page 7
3. Get someone to **check** your spelling
4. Check **what each word means** or translate it into another language
5. Use the word in a **sentence**

Numeracy and Mathematics - Sequencing/ordering numbers

11	12	13	14	15	16	17	18	19	20
21	22	23	24	25	26	27	28	29	30
31	32	33	34	35	36	37	38	39	40
41	42	43	44	45	46	47	48	49	50
51	52	53	54	55	56	57	58	59	60
61	62	63	64	65	66	67	68	69	70
71	72	73	74	75	76	77	78	79	80
81	82	83	84	85	86	87	88	89	90
91	92	93	94	95	96	97	98	99	100

Main Challenge:

Sequence sets of numbers from 0-100 (Page 8)

1. Write each number on a separate piece of paper (example - 38,39,40,41)
2. Mix up the piece of paper
3. Put the numbers in the correct **order**
4. Repeat with another **set** of numbers

Extra Challenge:

Order numbers which are not in **sequence** (example - 3,71,55,12)

STEM - Weather




Make a cloud in a jar.

Follow these instructions: -

<https://www.giftofcuriosity.com/weather-science-how-to-make-a-cloud-in-a-jar/>

Literacy and English - Question(?) or Statement(.)



1. Think of 3 things to tell someone.
2. Write them down in sentences.
3. Think of 3 questions to ask your someone. Write them down in sentences.


Check:

- Is there a **full stop** at the end of each statement?
- Is there a **question mark** at the end of each question?

Numeracy and Mathematics - Recognising Numbers


Starter: Look for numbers around you (Example: on doors, in books, on buses)

Main Challenge:
Choose 2 numbers from 1 to 100.
Say the numbers (For example: 23 and 56).
Compare the two numbers
Which is **larger**? Which is **smaller**?
Repeat with new numbers



Extra Challenge:
Which is the **largest/ smallest number**?


Science - Weather



1. Fold a piece of paper in **half**.
2. Fold the paper in **half** again. The paper is now in **4 quarters**.
3. Draw a different kind of weather on each quarter. (e.g. sun, rain, snow, wind)
4. Cut/tear the paper into the **4 quarters**.
5. Talk about the weather every day.
6. Watch the BBC Bitesize clip 'Making weekly weather recordings.'

<https://www.bbc.co.uk/bitesize/clips/z9q87ty>


Literacy and English - Writing



Use Page 6 or 7 to do some writing

- Choose a photo
- Tell someone your ideas for a story about the photo
- Record/draw/write down your story
- Include **where** and **why** it happened


Numeracy and Mathematics - Dot to Dot Puzzle



Main challenge:
Complete the dot-to-dot puzzle on Page 3

Extra Challenge:
Complete the dot-to-dot puzzle backwards (starting from the biggest number)

Social Studies - Knots




Main Challenge:
Watch this clip:
<https://www.animatedknots.com/basic-knots>
Learn to tie one or two knots

Extra challenge: Think/talk about:
What are knots used for?
What can be used instead of a knot?

Literacy and English - Talking and Listening

Ask someone their **opinion**. Ask questions to get more information from them.




Examples:

1. Should children get pocket money?
2. Should homework be banned?

Extra challenge:
Can you think of your own topic to discuss?


Numeracy and Mathematics - Code P



1. Write one number for each letter of the English alphabet (e.g. A=1, B=2, ...)
2. Write your first name in code (e.g. Olek would be 15/12/5/11)

Extra challenge:
Write a **coded message** for someone
Code using a different alphabet, if you know one (e.g. Arabic, Greek)


Modern Languages



Main Challenge:
Start to learn a new language.
Learn how to say **hello**.
Learn how to ask someone what their **name** is.

Extra Challenge:
Learn some different **words** (example -fruit and vegetables). If you are new to English, do this in English. Use translation tools to help.

Contingency Learning Primary 3 Week 1



Contingency Learning Primary 3 Week 1

Next 200 High Frequency Words

(in frequency order reading down the columns (water to laughed then let's to grow)

water	bear	find	these	live
away	can't	more	began	say
good	again	I'll	boy	soon
want	cat	round	animals	night
over	long	tree	never	narrator
how	things	magic	next	small
did	new	shouted	first	car
man	after	us	work	couldn't
going	wanted	other	lots	three
where	eat	food	need	head
would	everyone	fox	that's	king
or	our	through	baby	town
took	two	way	fish	I've
school	has	been	gave	around
think	yes	stop	mouse	every
home	play	must	something	garden
who	take	red	bed	fast
didn't	thought	door	may	only
ran	dog	right	still	many
know	well	sea	found	laughed

Spelling task resource

<p>LOOK</p> 	<p>Look at the word. How many parts are there? What are the tricky bits? Can you find any spelling patterns?</p>
<p>SAY</p> 	<p>Say the word to yourself. Break the word into syllables. How many parts are there? What sounds can you hear?</p>
<p>COVER</p> 	<p>Cover up the word so you cannot see it. Picture the word in your mind.</p>
<p>WRITE</p> 	<p>Write down the word, remembering how it sounds and what it looks like.</p>
<p>CHECK</p> 	<p>Check to see if it is correct. Tick the letters you got correct. Write the word correctly if you made any mistakes.</p>

Contingency Learning Primary 3 Week 1

Talk about:- **Think about:-**



What is in the picture?

What are they doing and why?

What might happen next?



Write your story here.

I am learning to write a clear sequence of events.



- Use **capital letters** and **full stops**
- Use **describing words**



- Read your sentences to make sure they make sense

Extra challenge:

Can you use **connectives** in your sentences? (e.g. and, because)

Contingency Learning Primary 3 Week 1

Talk about:- **Think about:-**



Who is in the picture?

Where are they?

What are they doing?

What might happen next?



Write your story here.



- Use **capital letters** and **full stops**
- Use **describing** words



- Read your sentences to make sure they make sense

Extra challenge:

Can you use **connectives** in your sentences? (e.g. and, because)

I am learning to write a clear sequence of events.

Contingency Learning
Primary 3 Week 1

Hundred square resource

1	2	3	4	5	6	7	8	9	10
11	12	13	14	15	16	17	18	19	20
21	22	23	24	25	26	27	28	29	30
31	32	33	34	35	36	37	38	39	40
41	42	43	44	45	46	47	48	49	50
51	52	53	54	55	56	57	58	59	60
61	62	63	64	65	66	67	68	69	70
71	72	73	74	75	76	77	78	79	80
81	82	83	84	85	86	87	88	89	90
91	92	93	94	95	96	97	98	99	100