

AECOM

PROJECT
 FOOT OF THE WALK
 TO OCEAN TERMINAL
 CONCEPT DESIGN

CLIENT



CONSULTANT

AECOM
 1 Tanfield
 EDINBURGH, EH3 5DA
 +44 (0) 131 301 8600 tel
 +44 (0) 131 301 8699 fax
 www.aecom.com

ISSUE/REVISION

I/R	DATE	DESCRIPTION
-	2022-03-30	FIRST ISSUE

KEY PLAN

PROJECT NUMBER

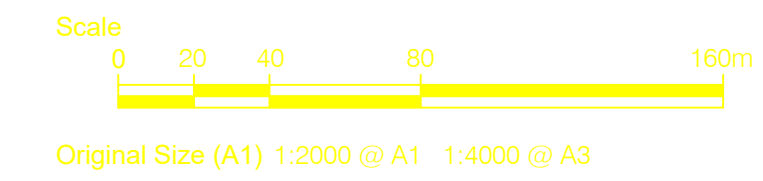
60592779

SHEET TITLE

GENERAL ARRANGEMENT
 OVERVIEW

SHEET NUMBER

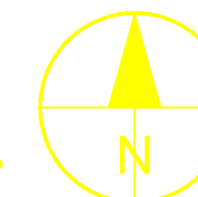
60592779-SHT-C-RSO-0001



This drawing has been prepared for the use of AECOM's client. It may not be used, modified, reproduced or relied upon by third parties, except as agreed by AECOM or as required by law. AECOM accepts no responsibility, and denies any liability, whatsoever, to any party that uses or relies on this drawing without AECOM's express written consent. Do not scale this document. All measurements must be obtained from the stated dimensions.

REFER TO SHEET 60592779-SHT-C-RSO-0005

REFER TO SHEET 60592779-SHT-C-0707



AECOM

PROJECT

FOOT OF THE WALK TO OCEAN TERMINAL CONCEPT DESIGN





CLIENT

EDINBURGH
THE CITY OF EDINBURGH COUNCIL

CONSULTANT

AECOM
1 Tanfield
EDINBURGH, EH3 5DA
+44 (0) 131 301 8600 tel
+44 (0) 131 301 8699 fax
www.aecom.com

KEY

-  EXISTING CARRIAGEWAY REDETERMINED AS FOOTWAY (1I, 1J, 1K, 1L, 1M, 1N, 1O, 1P, 1Q, 1R)
-  EXISTING FOOTWAY REDETERMINED AS CARRIAGEWAY (2I, 2J, 2K, 2L, 2M, 1N)
-  EXISTING CARRIAGEWAY REDETERMINED AS CYCLETRACK (3F, 3G)
-  EXISTING FOOTWAY REDETERMINED AS CYCLETRACK (4H)

ISSUE/REVISION

I/R	DATE	DESCRIPTION
A	2022-04-05	AREA UPDATED AS PER CEC
-	2022-03-30	FIRST ISSUE

KEY PLAN

PROJECT NUMBER

60592779

SHEET TITLE

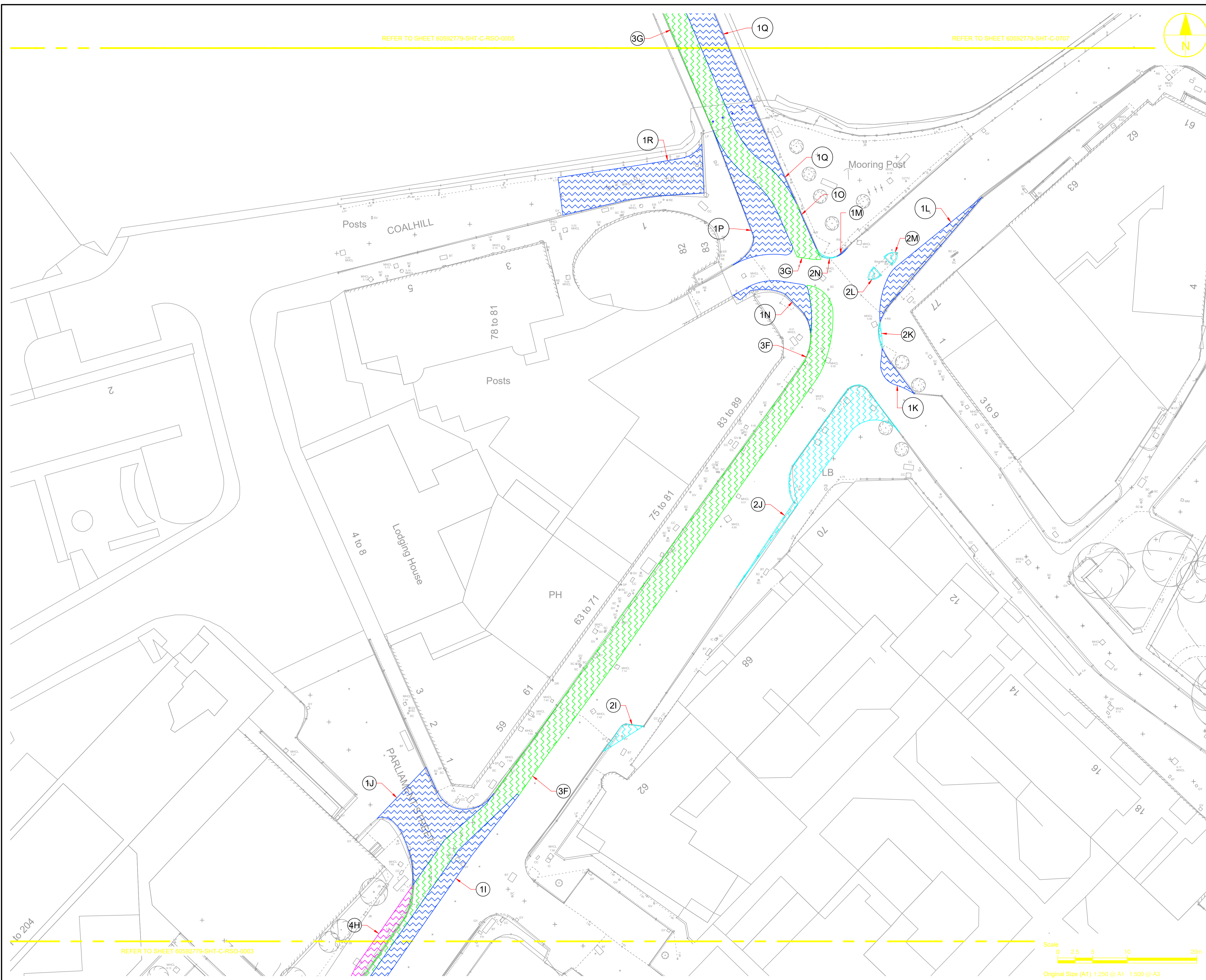
REDETERMINATION ORDERS
SHEET 4 OF 6

SHEET NUMBER

60592779-SHT-C-RSO-0005

File name: I:\AECOM\NET\COM\FS\EMEA\EDINBURGH\UK\ED4\LEGACY\UK\ED4\PROJECTS\TRAFFIC - EDINBURGH TRAM EXTENSION ACTIVE TRAVEL APPRAISAL\9100_CAD_GIS\910_CAD\20\SHEET\STRO AND RSO PLANS\60592779-SHT-C-RSO-0001 TO 0007.DWG
Last saved by: STEVENBLACKLAW Last Plotted: 2022/07/14

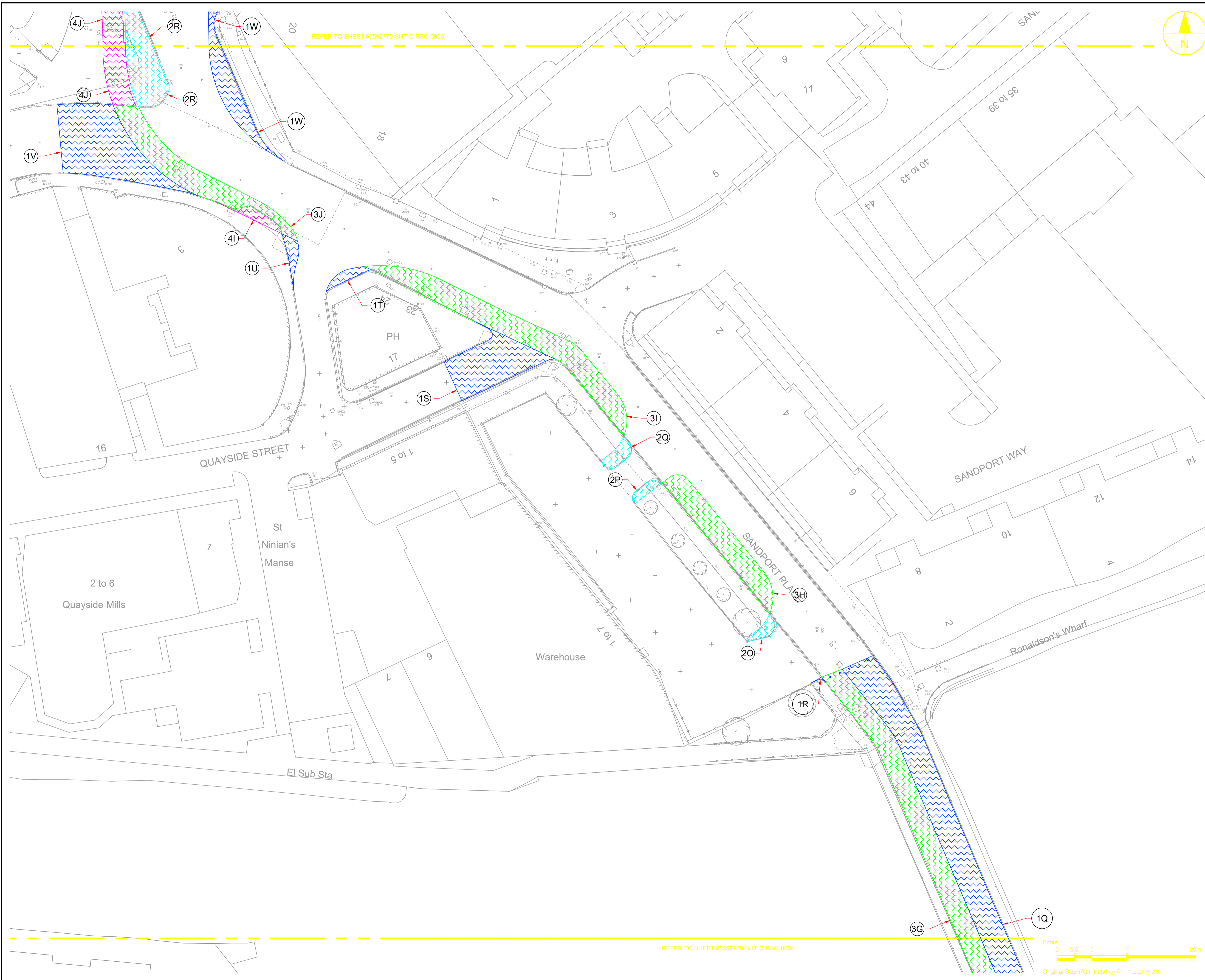
ISO A1 841mm x 594mm
Approved: PM
Checked: SB
Designer: SP
Project Management Initials:



REFER TO SHEET 60592779-SHT-C-RSO-0003


Scale
0 2.5 5 10 20m
Original Size (A1) 1:250 @ A1 1:500 @ A3

This drawing has been prepared for the use of AECOM's client. It may not be used, modified, reproduced or relied upon by third parties, except as agreed by AECOM or as required by law. AECOM accepts no responsibility, and denies any liability, whatsoever, to any party that uses or relies on this drawing without AECOM's express written consent. All measurements must be obtained from the stated dimensions.



REFER TO SHEET 60592779-SHT-C-RSO-0006

REFER TO SHEET 60592779-SHT-C-RSO-0004



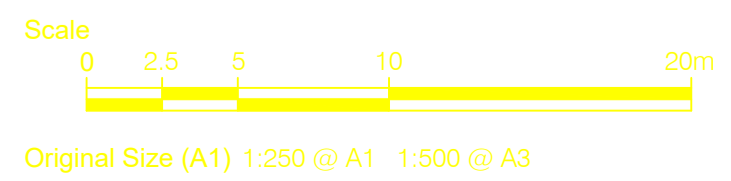
KEY

- EXISTING CARRIAGEWAY REDETERMINED AS FOOTWAY (1Q, 1R, 1S, 1T, 1U, 1V, 1W)
- EXISTING FOOTWAY REDETERMINED AS CARRIAGEWAY (2Q, 2P, 2Q, 2R)
- EXISTING CARRIAGEWAY REDETERMINED AS CYCLETRACK (3G, 3H, 3I, 3J)
- EXISTING FOOTWAY REDETERMINED AS CYCLETRACK (4I, 4J)

ISSUE/REVISION

I/R	DATE	DESCRIPTION
A	2022-04-05	AREA UPDATED AS PER CEC
-	2022-03-30	FIRST ISSUE

KEY PLAN



This drawing has been prepared for the use of AECOM's client. It may not be used, modified, reproduced or relied upon by third parties, except as agreed by AECOM or as required by law. AECOM accepts no responsibility, and denies any liability, whatsoever, to any party that uses or relies on this drawing without AECOM's express written consent. Do not scale this document. All measurements must be obtained from the stated dimensions.

