

Order items



Bus parking place



No loading at any time\*\*\*



Car club parking place\*\*\*



No loading, with prohibited hours\*



Diplomatic vehicle parking place\*\*\*



No waiting at any time (double yellow line)\*\*\*



Disabled persons parking place\*\*\*



School keep clear



Doctors parking place\*\*\*

Other information

Mon-Fri 8.00am-6.30pm

Waiting restriction ++



Electric Vehicle parking place\*\*\*

No Loading: Mon-Fri 8.00am-9.15am  
4.30pm-6.30pm

Loading prohibition ++



Limited waiting place\*

Charge B3

Pay and display / Pay by phone bay charge band (see table for details) ++



Loading place\*

Zone 3

Controlled parking zone (see table for details) ++



Motor cycle parking place\*

Priority parking area B7

Priority parking area



Pay and display / Pay by phone bay parking place\* \*\* †



Pay and display / Pay by phone bay charge band area



Permit holders parking place\*



Controlled parking zone / priority parking area



Numbered parking place\* ++



Greenways



Shared use parking place (Permit holders / Pay and Display / Pay by phone)\* \*\* †



Pedestrianised zone



Pedal cycle parking place\*\*\*



Area covered by a text based traffic regulation order



Police vehicle parking place\*\*\*



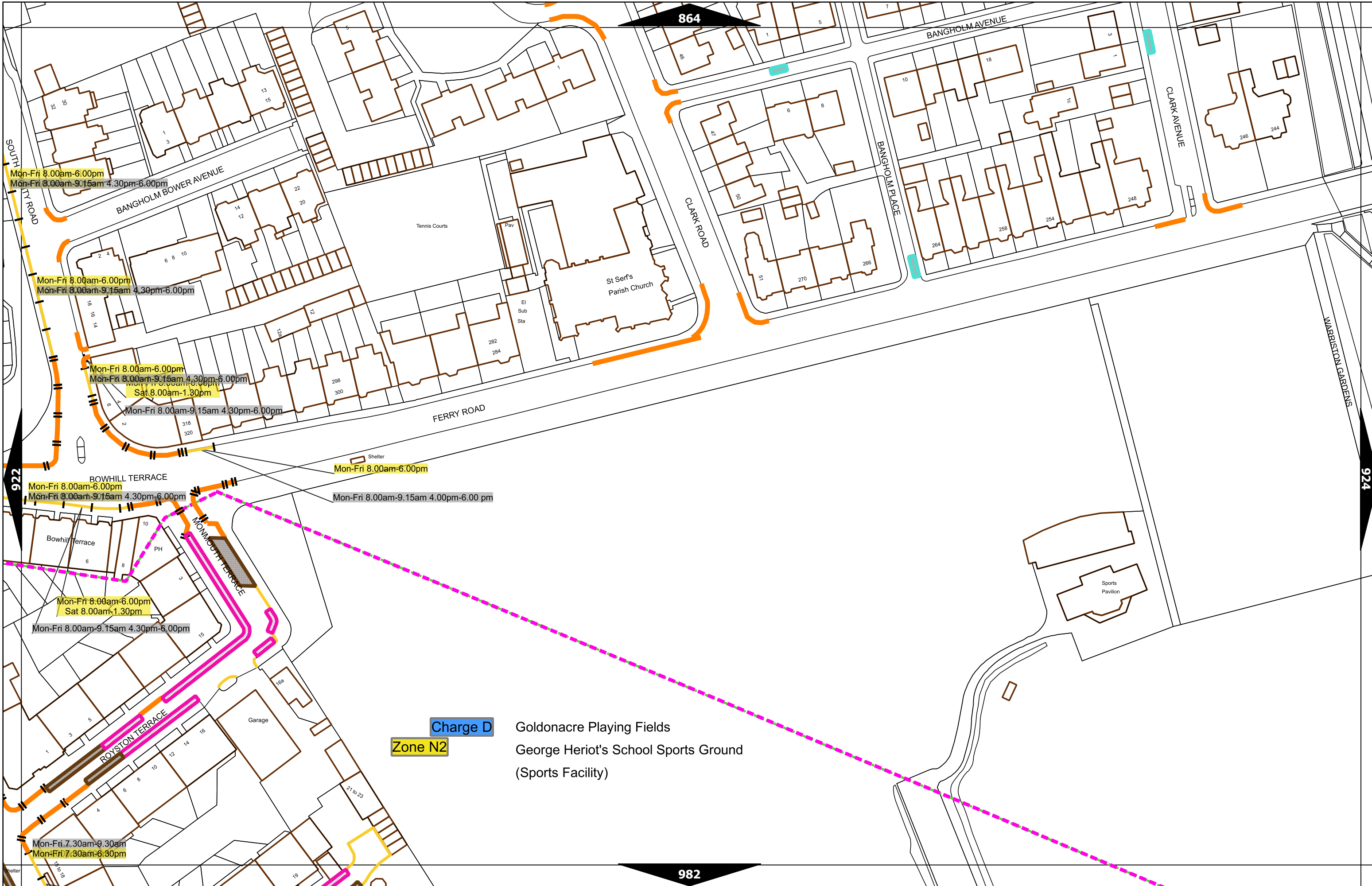
No waiting, with restricted hours\* (single yellow line)

\* These restrictions apply the permitted hours of the controlled parking zone within which they are located. If the permitted hours differ then a label indicates the applicable permitted hours.  
 \*\* These restrictions apply the pay and display/ pay by phone charge band of the pay and display/ pay by phone charge band area in which they are located. If the charge band differs then a label indicates the applicable charge band.  
 \*\*\* These restrictions apply at any time.  
 † These restrictions apply the permitted hours, max stay and no return times of the charge band area in which they are located. If the details differ then a label indicates the applicable details.  
 †† Labels will differ dependent upon the area in which the restriction is located.

| Controlled Parking Zone/<br>Priority Parking Area | Sub zone (where applicable) |  | Permitted Hours<br>(any such day not being a parking holiday)              | Restricted Hours<br>(any such day not being a parking holiday)             |
|---|-----------------------------|--|--|--|
| Central zone                                      | Sub-zone 1                  |  | 08.30 to 18.30 Mondays to Saturdays and 12.30 to 18.30pm Sundays inclusive | 08.30 to 18.30 Mondays to Saturdays and 12.30 to 18.30pm Sundays inclusive |
|   | Sub-zone 1A                 |  |  |  |
|   | Sub-zone 2                  |  |  |  |
|   | Sub-zone 3                  |  |  |  |
|   | Sub-zone 4                  |  |  |  |
| Peripheral zone                                   | Sub-zone 5                  |  | 08.30 to 17.30 Mondays to Fridays inclusive                                | 08.30 to 17.30 Mondays to Fridays inclusive                                |
|   | Sub-zone 5A                 |  |  |  |
|   | Sub-zone 6                  |  |  |  |
|   | Sub-zone 7                  |  |  |  |
|   | Sub-zone 8                  |  |  |  |
| Extended zones                                    | Zone N1                     | Zone S1  | 08.30 to 17.30 Mondays to Fridays inclusive                                | 08.30 to 17.30 Mondays to Fridays inclusive                                |
|   | Zone N2                     | Zone S2  |  |  |
|   | Zone N3                     | Zone S3  |  |  |
|   | Zone N4                     | Zone S4  |  |  |
|   | Zone N5                     |  |  |  |
|   | Zone N6                     |  |  |  |
|   | Zone N7                     |  |  |  |
|   | Zone N8                     |  |  |  |
| Zone K  |                             | 08.30 to 09:30 and 16:00 to 17.00 Mondays to Fridays inclusive | 08.30 to 09.30 and 16.00 to 17.00 Mondays to Fridays inclusive             |  |
| Priority Parking Area B1                          |                             | 10.00 to 11.30 Mondays to Fridays inclusive                    | -  |  |
| Priority Parking Area B2                          |                             | 13.30 to 15.00 Mondays to Fridays inclusive                    | -  |  |
| Priority Parking Area B3                          |                             | 10.00 to 11.30 Mondays to Fridays inclusive                    | -  |  |
| Priority Parking Area B4                          |                             | 11.30 to 13.00 Mondays to Fridays inclusive                    | -  |  |
| Priority Parking Area B5                          |                             | 11.30 to 13.00 Mondays to Fridays inclusive                    | -  |  |
| Priority Parking Area B6                          |                             | 11.00 to 12.30 Mondays to Fridays inclusive                    | -  |  |
| Priority Parking Area B7                          |                             | 09.30 to 11.00 Mondays to Fridays inclusive                    | -  |  |
| Priority Parking Area B8                          |                             | 12.30 to 14.00 Mondays to Fridays inclusive                    | -  |  |
| Priority Parking Area B9                          |                             | 13.30 to 15.00 Mondays to Fridays inclusive                    | -  |  |
| Priority Parking Area B10                         |                             | 13.30 to 15.00 Mondays to Fridays inclusive                    | -  |  |

| Pay and display / Pay by phone charge band | Parking charge | Times of operation                           | Max stay and no return times               |
|--|----------------|--|--|
| Band A                                     | £7.20 per hour | Mon-Sat 8:30am-6.30pm and Sun 12:30pm-6:30pm | Max stay 10 hours, no return within 1 hour |
| Band B1                                    | £6.70 per hour | Mon-Sat 8:30am-6.30pm and Sun 12:30pm-6:30pm | Max stay 3 hours, no return within 1 hour  |
| Band B2                                    | £5.90 per hour | Mon-Sat 8:30am-6.30pm and Sun 12:30pm-6:30pm | Max stay 4 hours, no return within 1 hour  |
| Band B3                                    | £4.90 per hour | Mon-Sat 8:30am-6.30pm and Sun 12:30pm-6:30pm | Max stay 4 hours, no return within 1 hour  |
| Band C1                                    | £4.40 per hour | Mon-Fri 8:30am-5.30pm                        | Max stay 4 hours, no return within 1 hour  |
| Band C2                                    | £3.40 per hour | Mon-Fri 8:30am-5.30pm                        | Max stay 4 hours, no return within 1 hour  |
| Band D                                     | £3.10 per hour | Mon-Fri 8:30am-5.30pm                        | Max stay 4 hours, no return within 1 hour  |
| Band D1                                    | £3.40 per hour | Mon-Sat 8:30am-6.30pm and Sun 12:30pm-6:30pm | Max stay 1 hour, no return within 1 hour   |
| Band D2                                    | £3.40 per hour | Mon-Sat 8:30am-6.30pm and Sun 12:30pm-6:30pm | Max stay 1 hour, no return within 1 hour   |
| Band D3                                    | £3.40 per hour | Mon-Sat 8:30am-6.30pm and Sun 12:30pm-6:30pm | Max stay 1 hour, no return within 1 hour   |
| Band D4                                    | £3.40 per hour | Mon-Sat 8:30am-6.30pm and Sun 12:30pm-6:30pm | Max stay 1 hour, no return within 1 hour   |
| Band D5                                    | £3.40 per hour | Mon-Sat 8:30am-6.30pm and Sun 12:30pm-6:30pm | Max stay 1 hour, no return within 1 hour   |
| Band D6                                    | £3.40 per hour | Mon-Sat 9.00am-5.30pm                        | Max stay 1 hour, no return within 1 hour   |
| Band D7                                    | £3.40 per hour | Mon-Sat 8.00am-6.30pm                        | Max stay 2 hours, no return within 1 hour  |
| Band D8                                    | £3.40 per hour | Mon-Fri 8.00am-6.00pm Sat 8.00am-1.30pm      | Max stay 1 hours, no return within 1 hour  |
| Band G                                     | £8.40 per day  | Mon-Fri 8:30am-5.30pm                        | Max stay 9 hours, no return within 1 hour  |
| Band G1                                    | £8.40 per day  | Mon-Fri 8:30am-5.30pm                        | Max stay 9 hours, no return within 1 hour  |
| Band G2                                    | £8.40 per day  | Mon-Fri 8:30am-5.30pm                        | Max stay 9 hours, no return within 1 hour  |
| Band Q                                     | £1.10 per hour | Mon-Fri 8:30am-5.30pm                        | Max stay 1 hours, no return within 1 hour  |

Note: This table indicated the typical maximum stay periods and any differences are labelled on the map tiles.



Mon-Fri 8.00am-6.00pm  
 Mon-Fri 8.00am-9.15am 4.30pm-6.00pm

Mon-Fri 8.00am-6.00pm  
 Mon-Fri 8.00am-9.15am 4.30pm-6.00pm

Mon-Fri 8.00am-6.00pm  
 Mon-Fri 8.00am-9.15am 4.30pm-6.00pm  
 Sat 8.00am-1.30pm

Mon-Fri 8.00am-9.15am 4.30pm-6.00pm

Mon-Fri 8.00am-6.00pm  
 Mon-Fri 8.00am-9.15am 4.30pm-6.00pm

Mon-Fri 8.00am-6.00pm

Mon-Fri 8.00am-9.15am 4.00pm-6.00pm

Mon-Fri 8.00am-6.00pm  
 Sat 8.00am-1.30pm

Mon-Fri 8.00am-9.15am 4.30pm-6.00pm

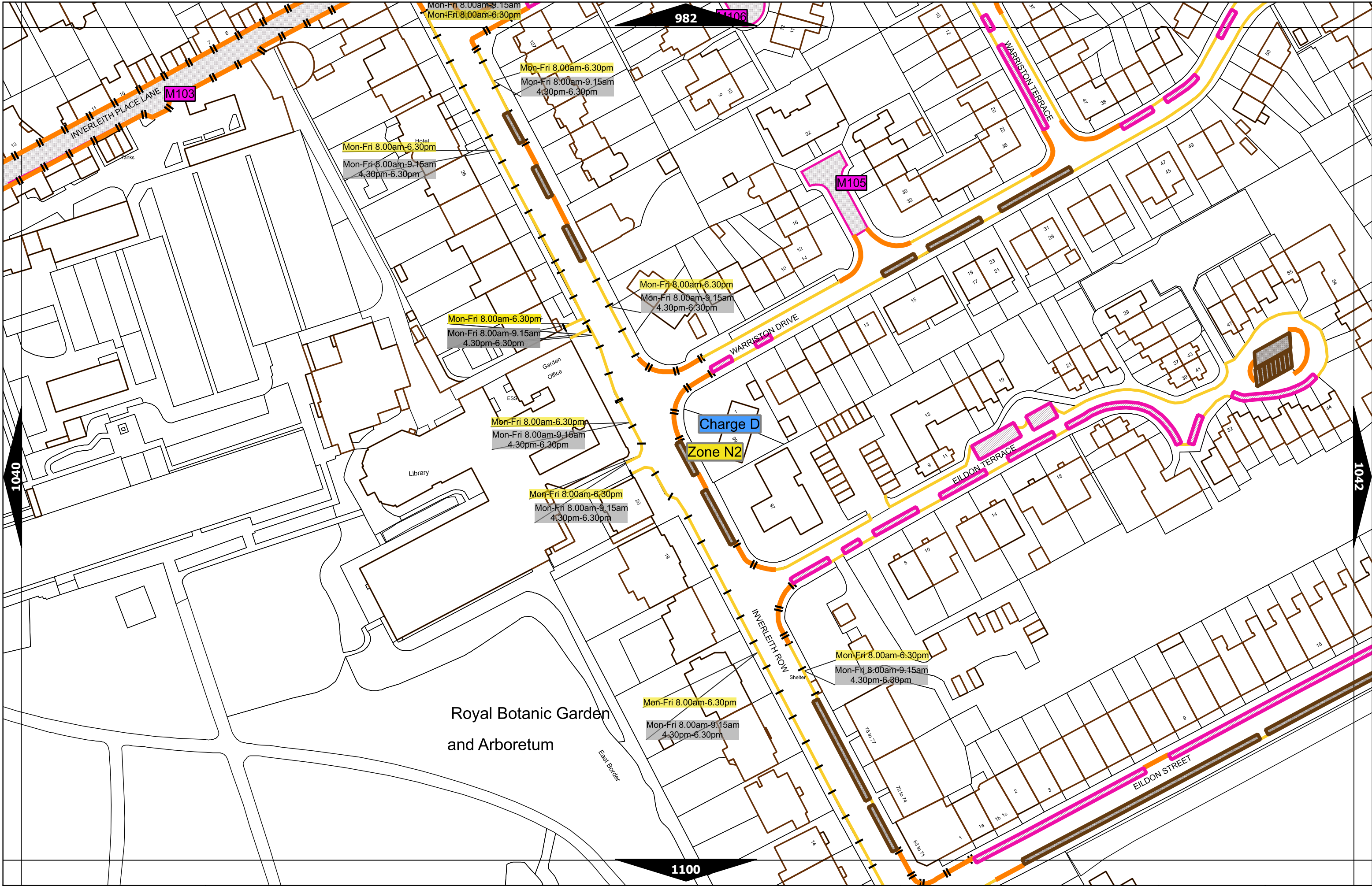
Mon-Fri 7.30am-9.30am  
 Mon-Fri 7.30am-6.30pm

**Charge D** Goldonacre Playing Fields  
**Zone N2** George Heriot's School Sports Ground  
 (Sports Facility)



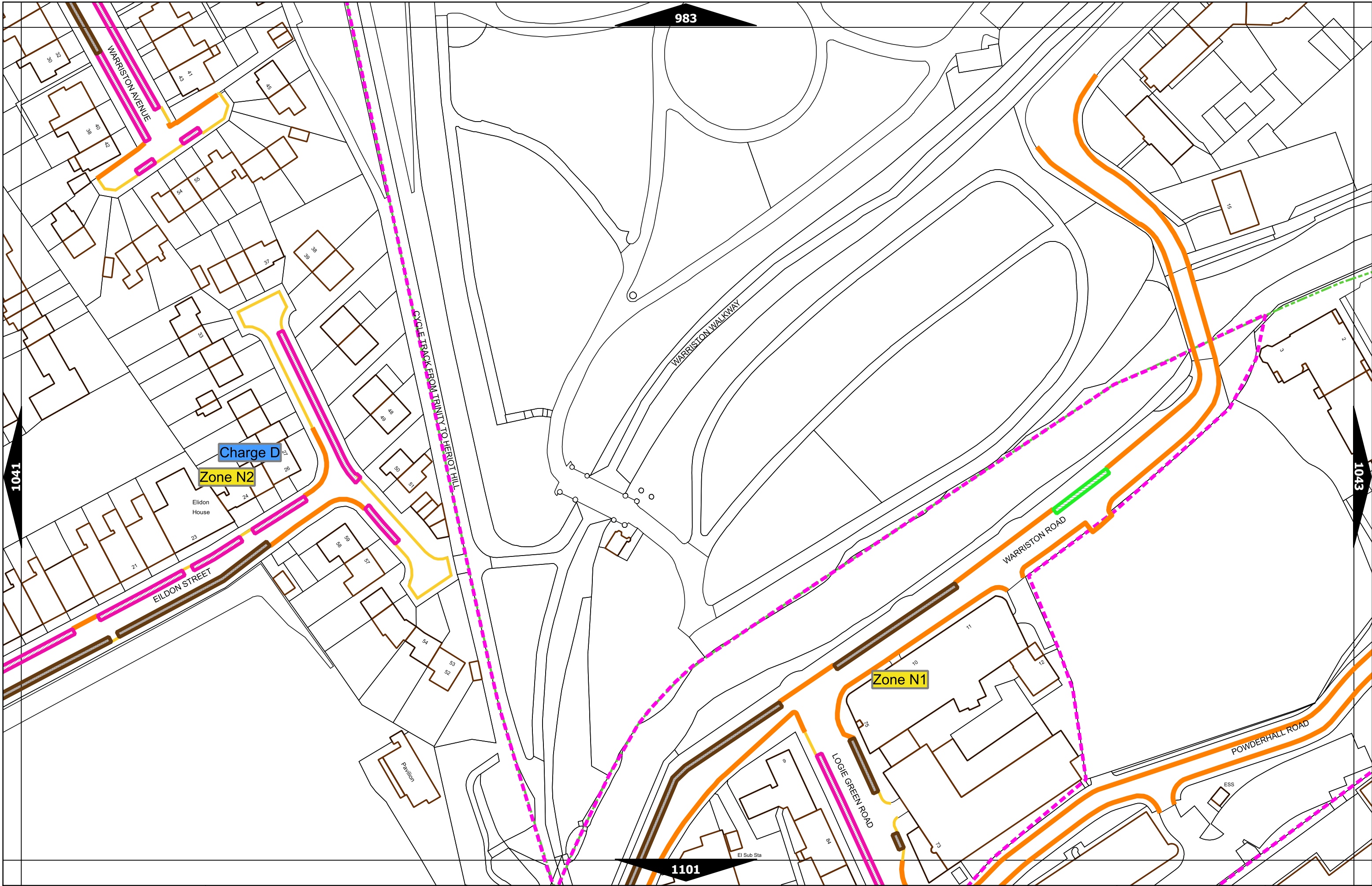
|                |             |
|----------------|-------------|
| Scale at A3    | 1:1000      |
| Effective Date | 30-Jan-2023 |
| Map Tile       | 923         |
| Revision       | 3           |
| Status         | CONFIRMED   |



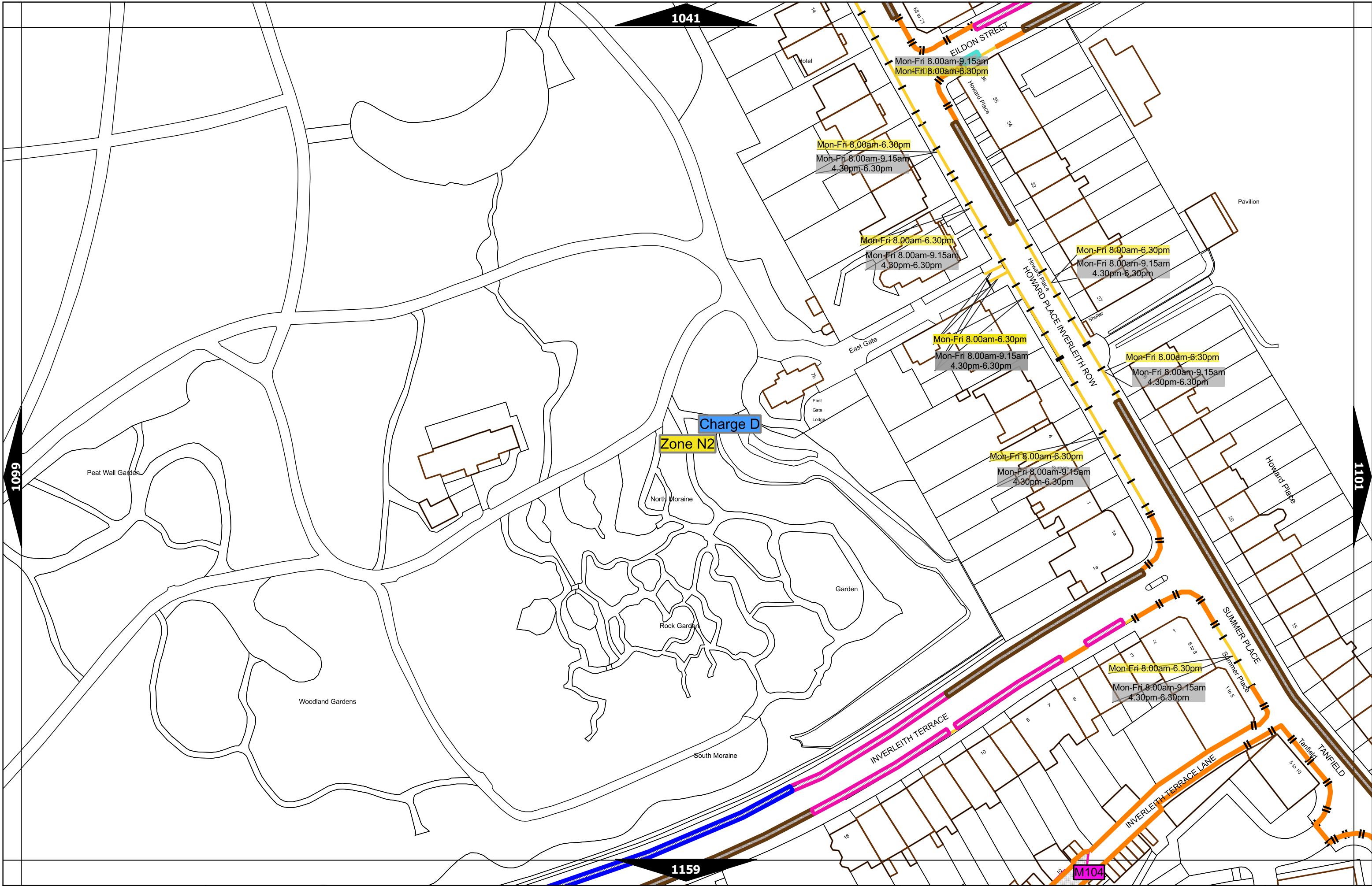


|                |             |
|----------------|-------------|
| Scale at A3    | 1:1000      |
| Effective Date | 30-Jan-2023 |
| Map Tile       | 1041        |
| Revision       | 2           |
| Status         | CONFIRMED   |

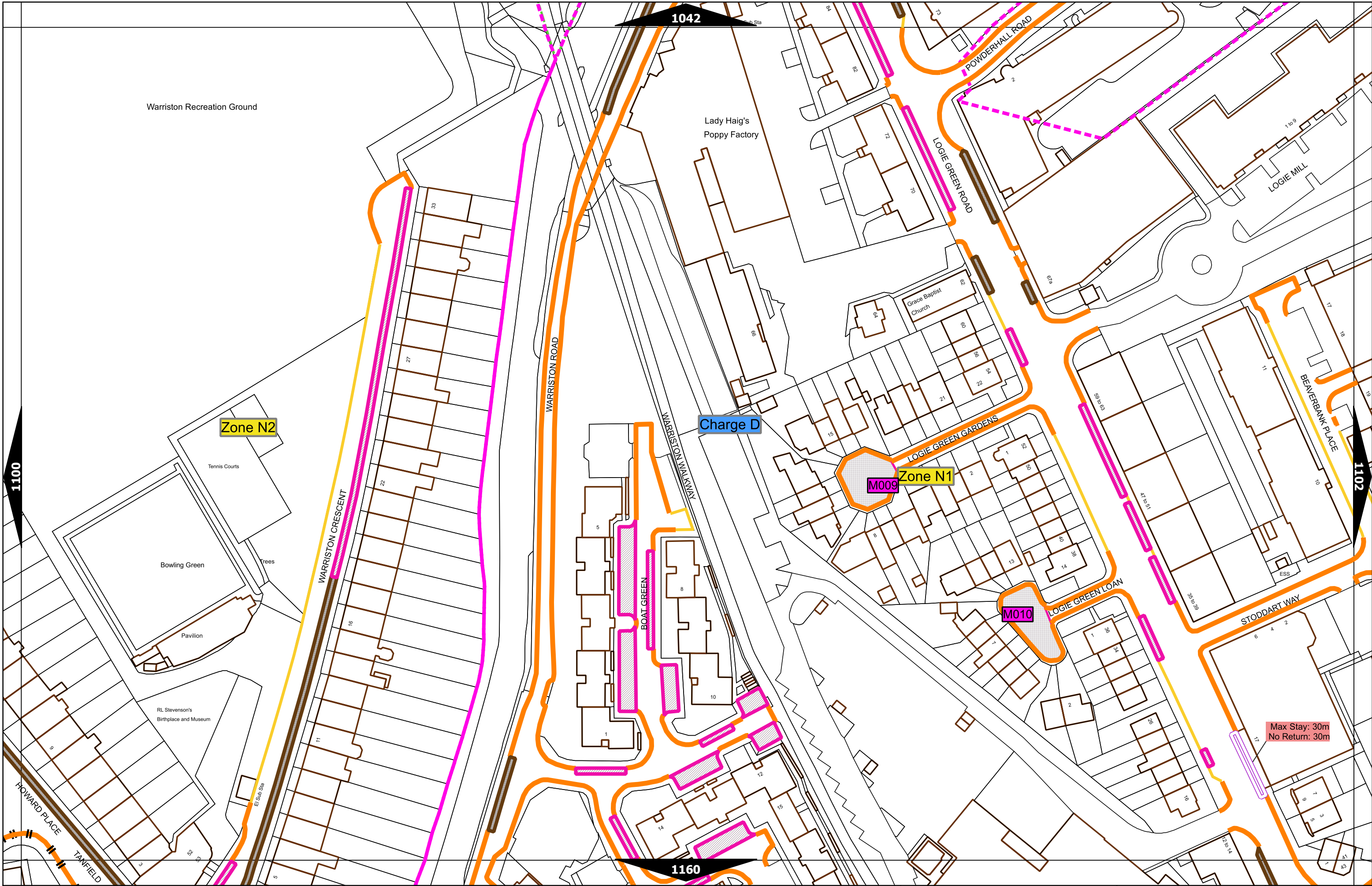




|                |             |
|----------------|-------------|
| Scale at A3    | 1:1000      |
| Effective Date | 06-Feb-2023 |
| Map Tile       | 1042        |
| Revision       | 4           |
| Status         | CONFIRMED   |

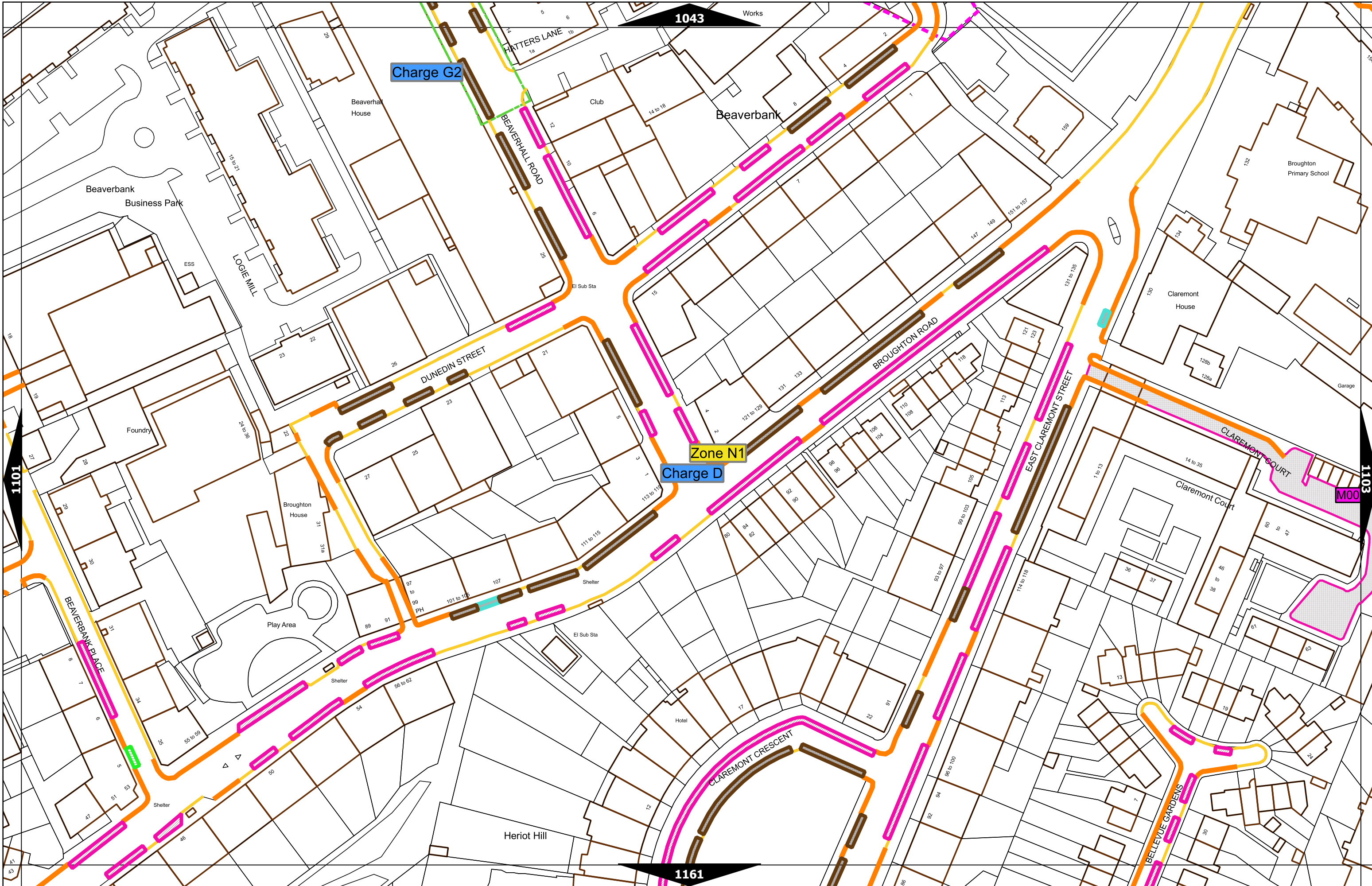






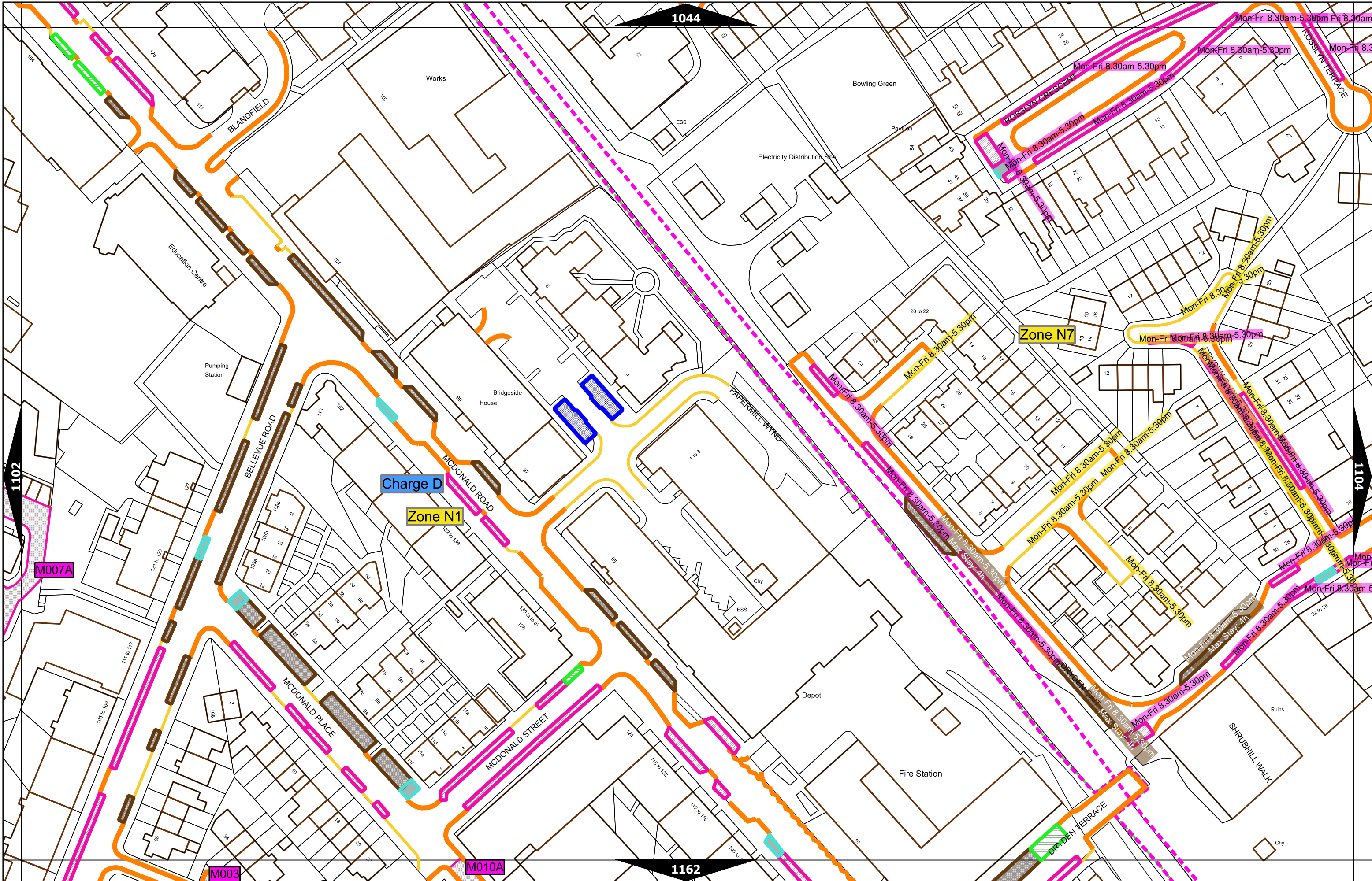
|                |             |
|----------------|-------------|
| Scale at A3    | 1:1000      |
| Effective Date | 06-Feb-2023 |
| Map Tile       | 1101        |
| Revision       | 4           |
| Status         | CONFIRMED   |



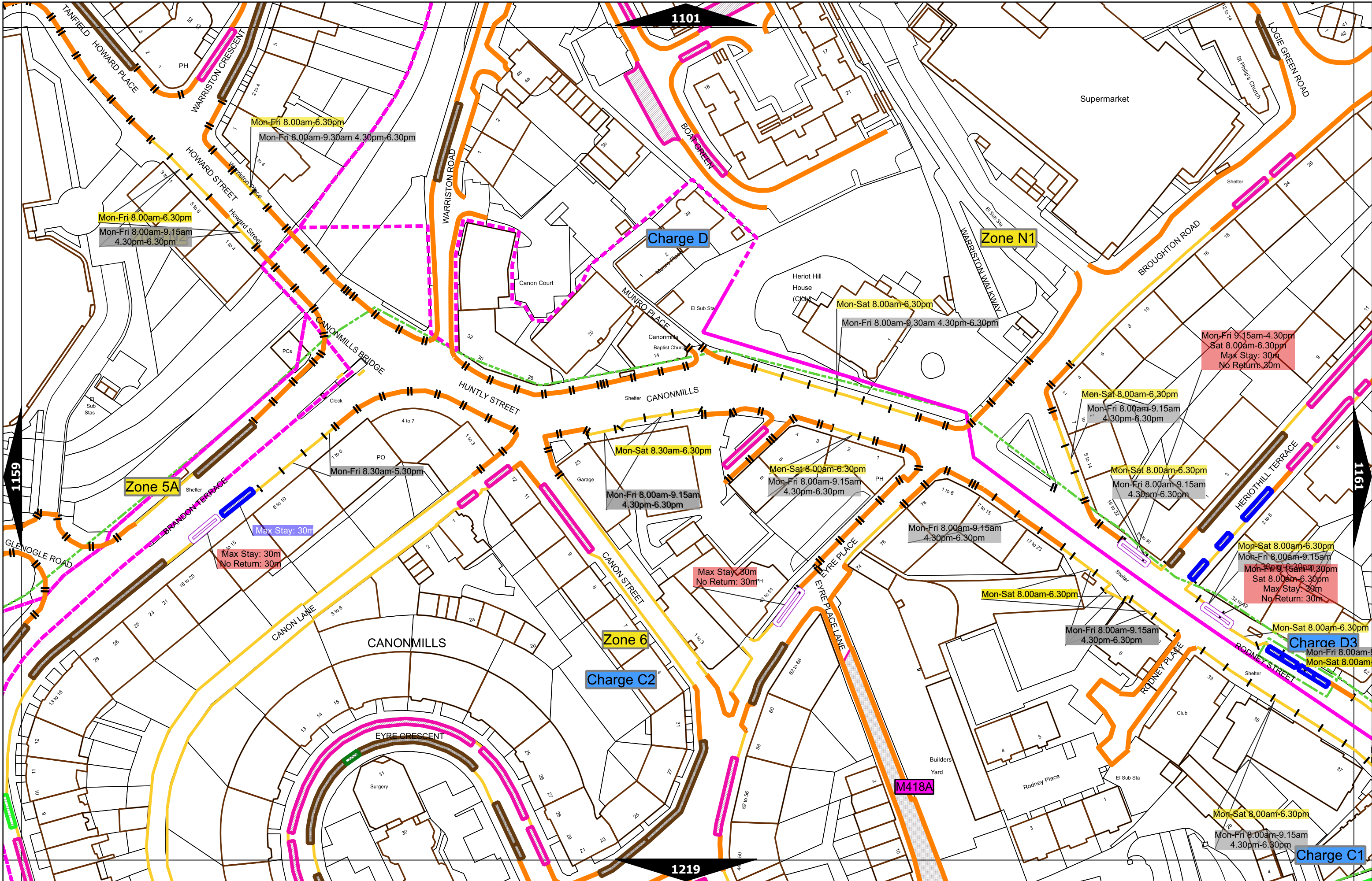


|                |             |
|----------------|-------------|
| Scale at A3    | 1:1000      |
| Effective Date | 06-Feb-2023 |
| Map Tile       | 1102        |
| Revision       | 4           |
| Status         | CONFIRMED   |

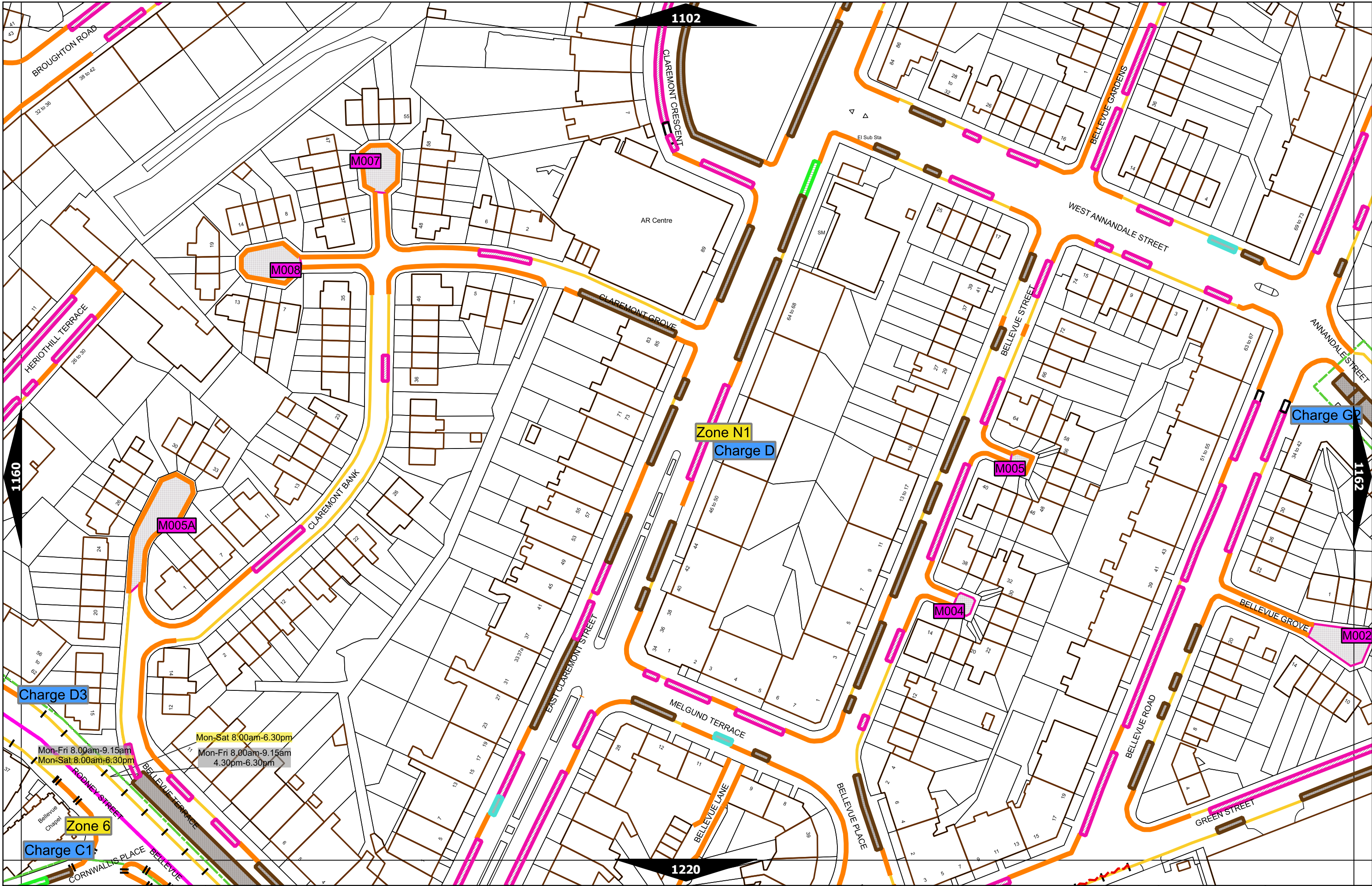




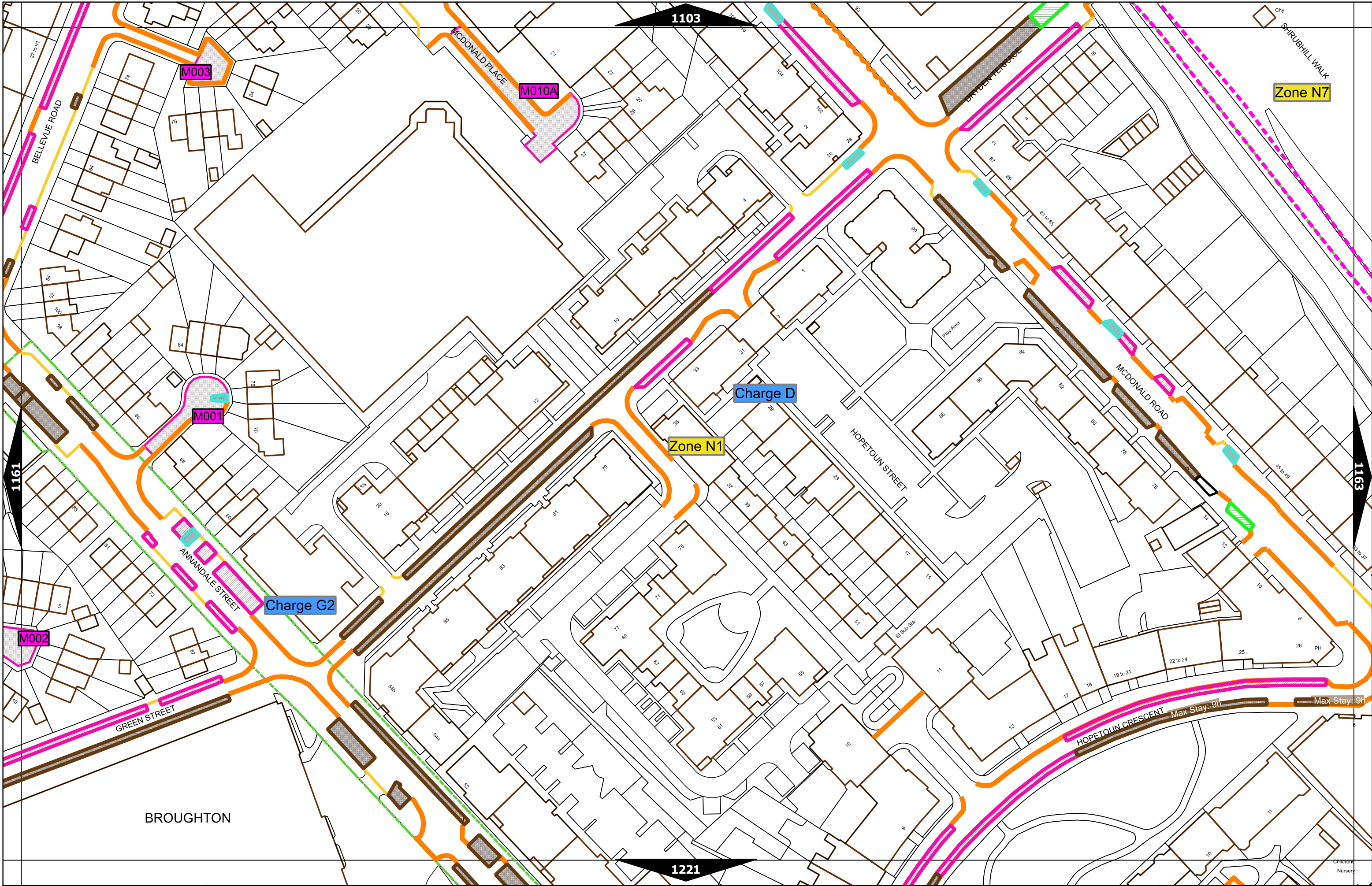




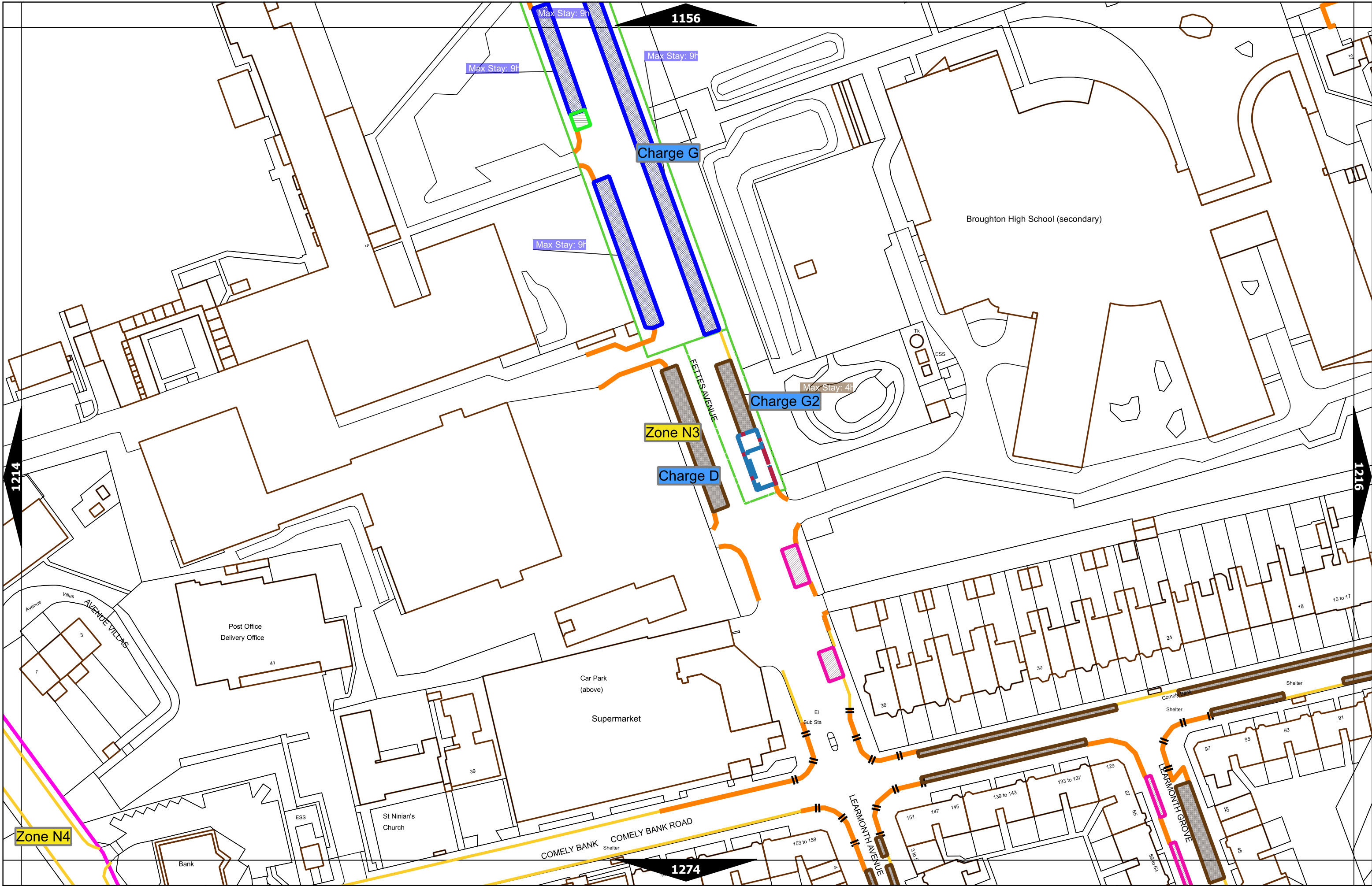






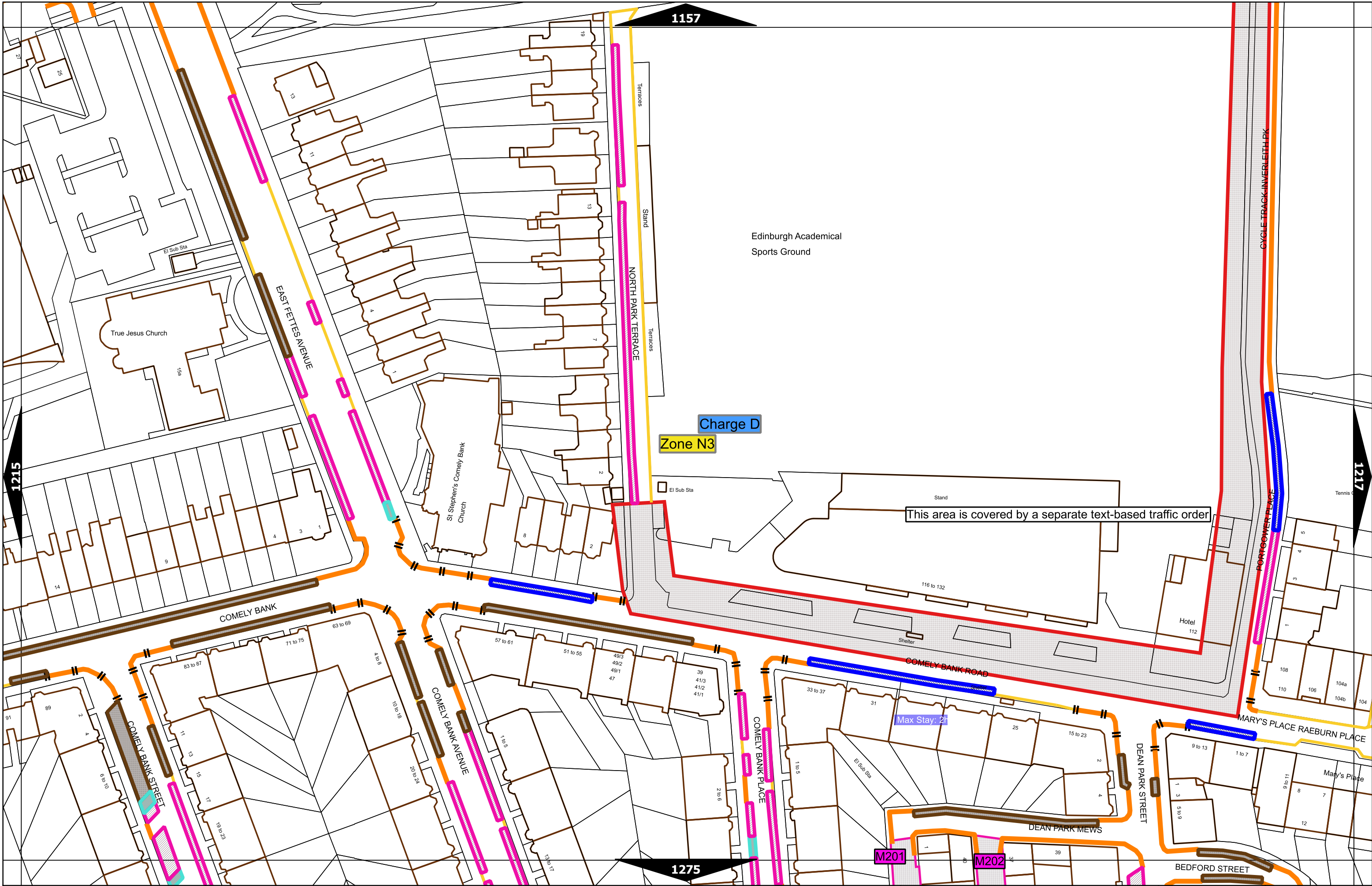






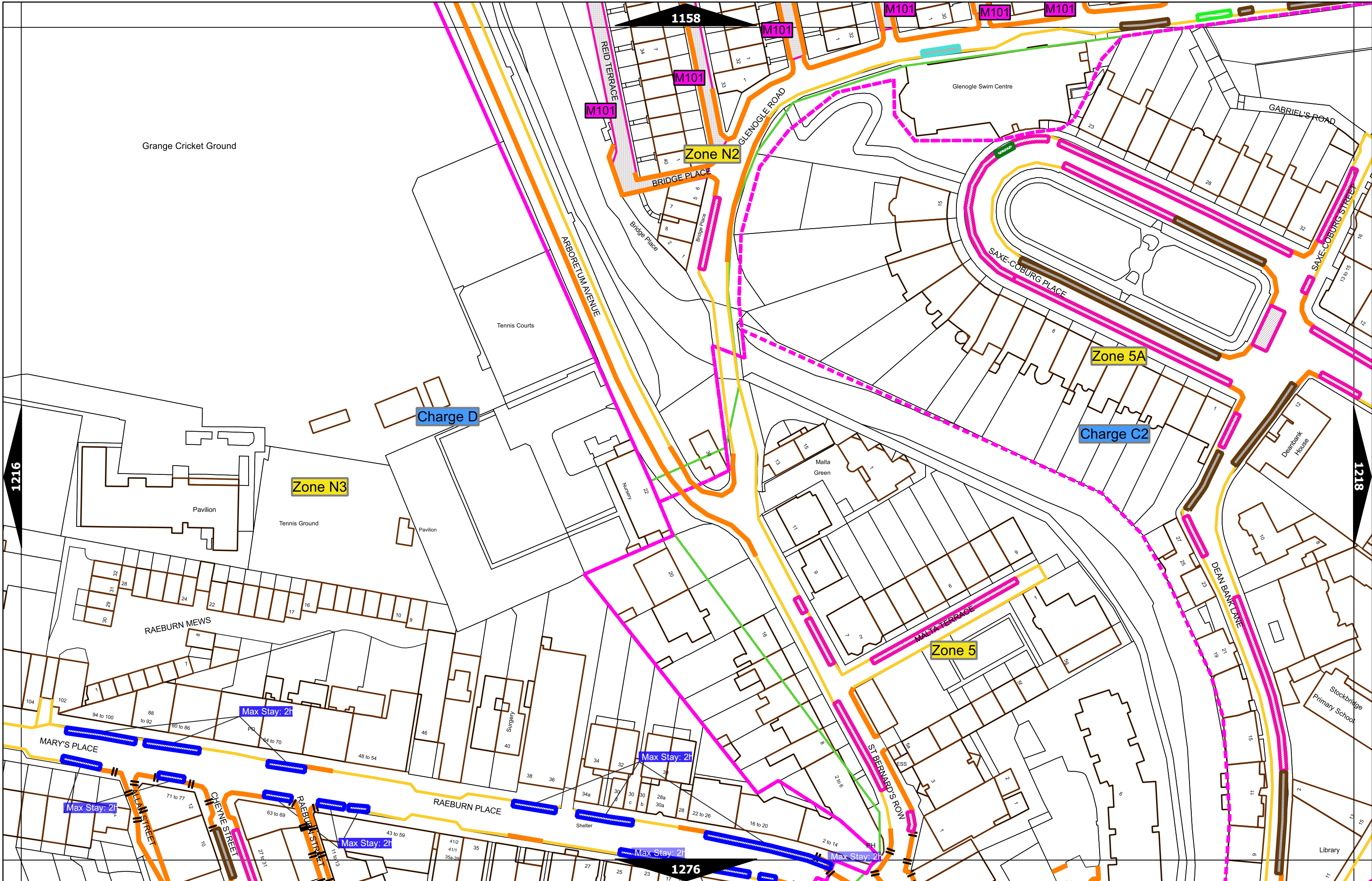
|                |             |
|----------------|-------------|
| Scale at A3    | 1:1000      |
| Effective Date | 30-Jan-2023 |
| Map Tile       | 1215        |
| Revision       | 4           |
| Status         | CONFIRMED   |





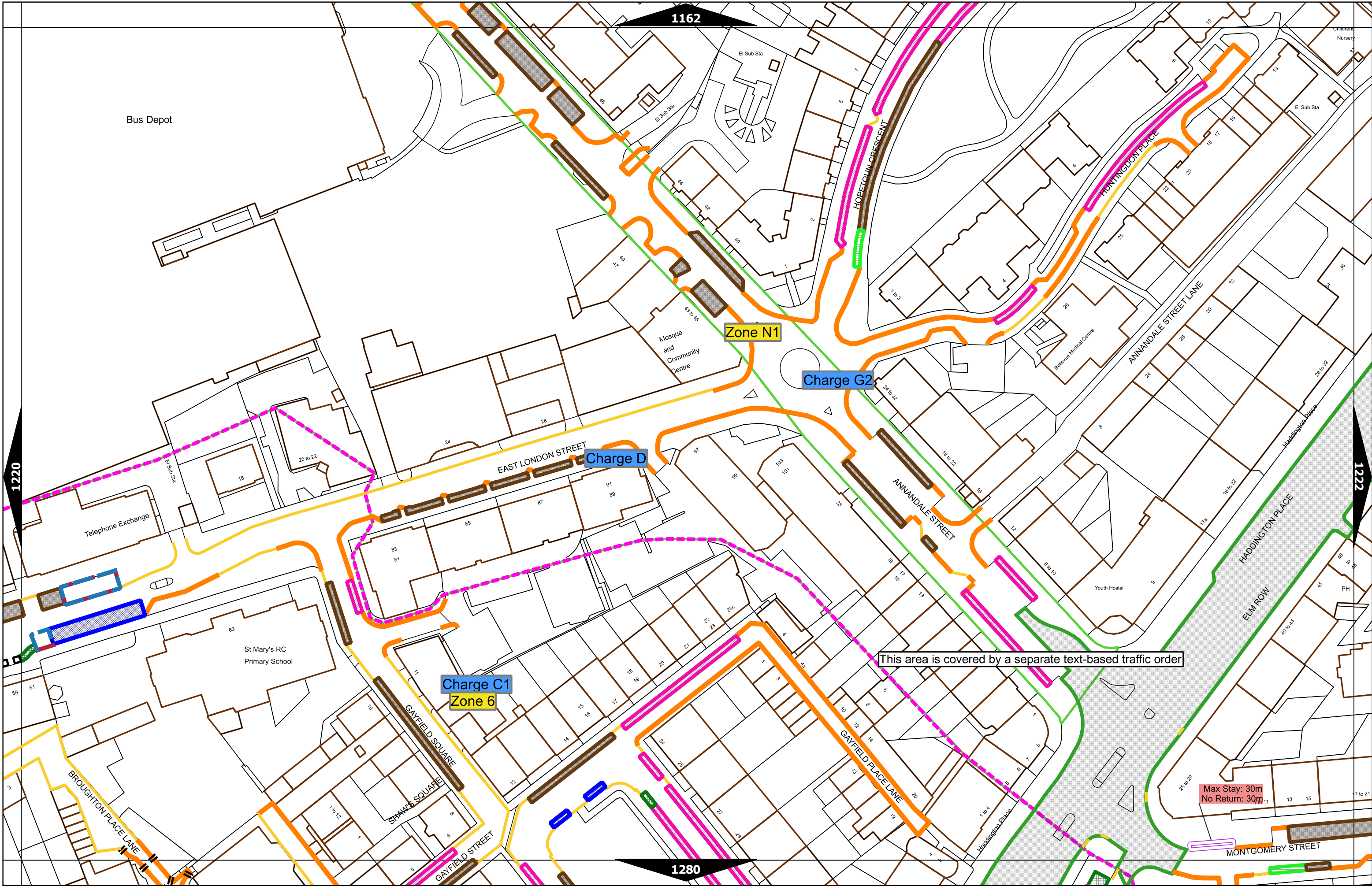
|                |             |
|----------------|-------------|
| Scale at A3    | 1:1000      |
| Effective Date | 30-Jan-2023 |
| Map Tile       | 1216        |
| Revision       | 4           |
| Status         | CONFIRMED   |





|                |             |
|----------------|-------------|
| Scale at A3    | 1:1000      |
| Effective Date | 30-Jan-2023 |
| Map Tile       | 1217        |
| Revision       | 4           |
| Status         | CONFIRMED   |





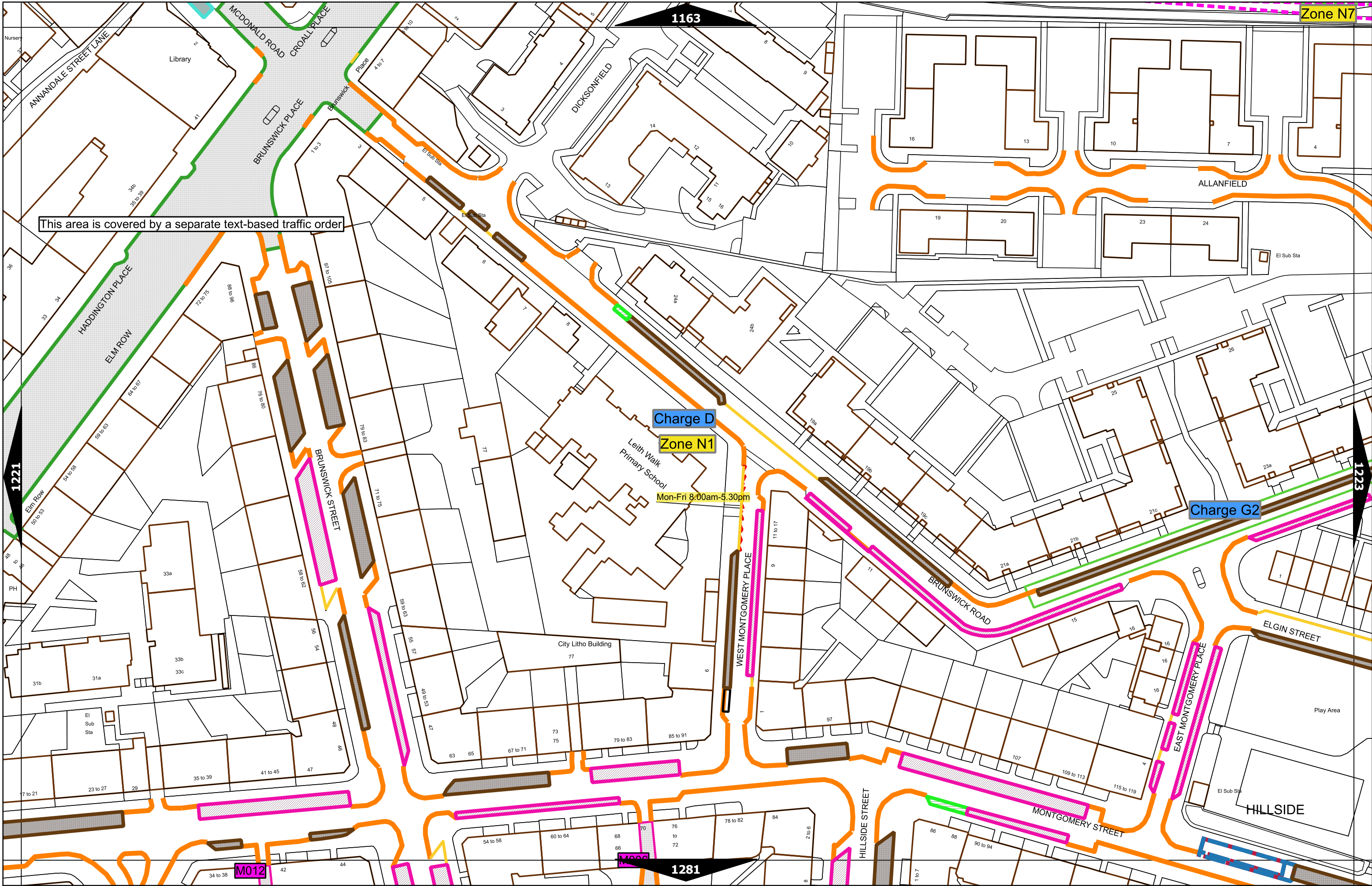
This area is covered by a separate text-based traffic order

Max Stay: 30m  
No Return: 30m



|                |             |
|----------------|-------------|
| Scale at A3    | 1:1000      |
| Effective Date | 06-Feb-2023 |
| Map Tile       | 1221        |
| Revision       | 8           |
| Status         | CONFIRMED   |





This area is covered by a separate text-based traffic order

Charge D

Zone N1

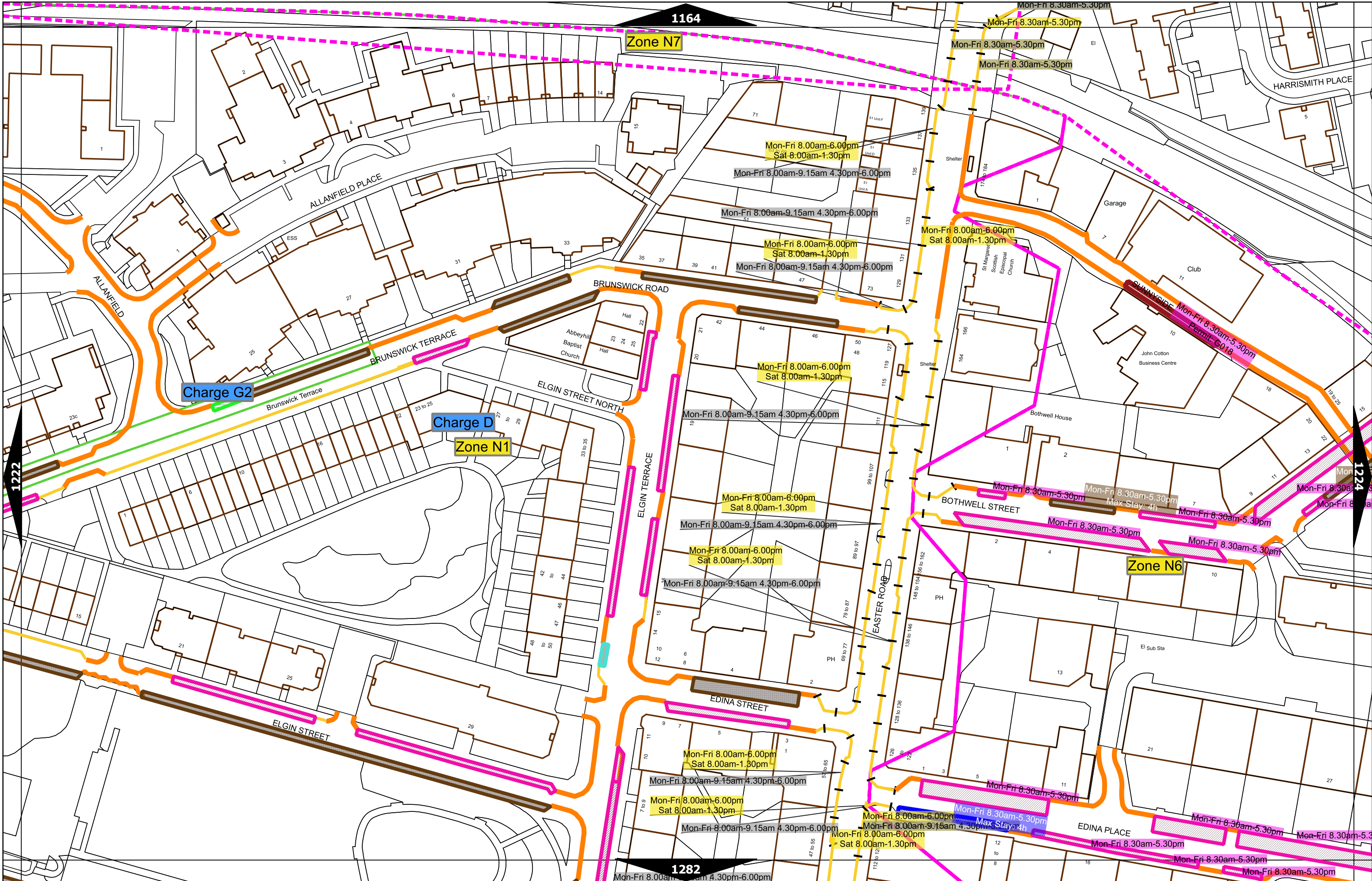
Mon-Fri 8.00am-5.30pm

Charge G2



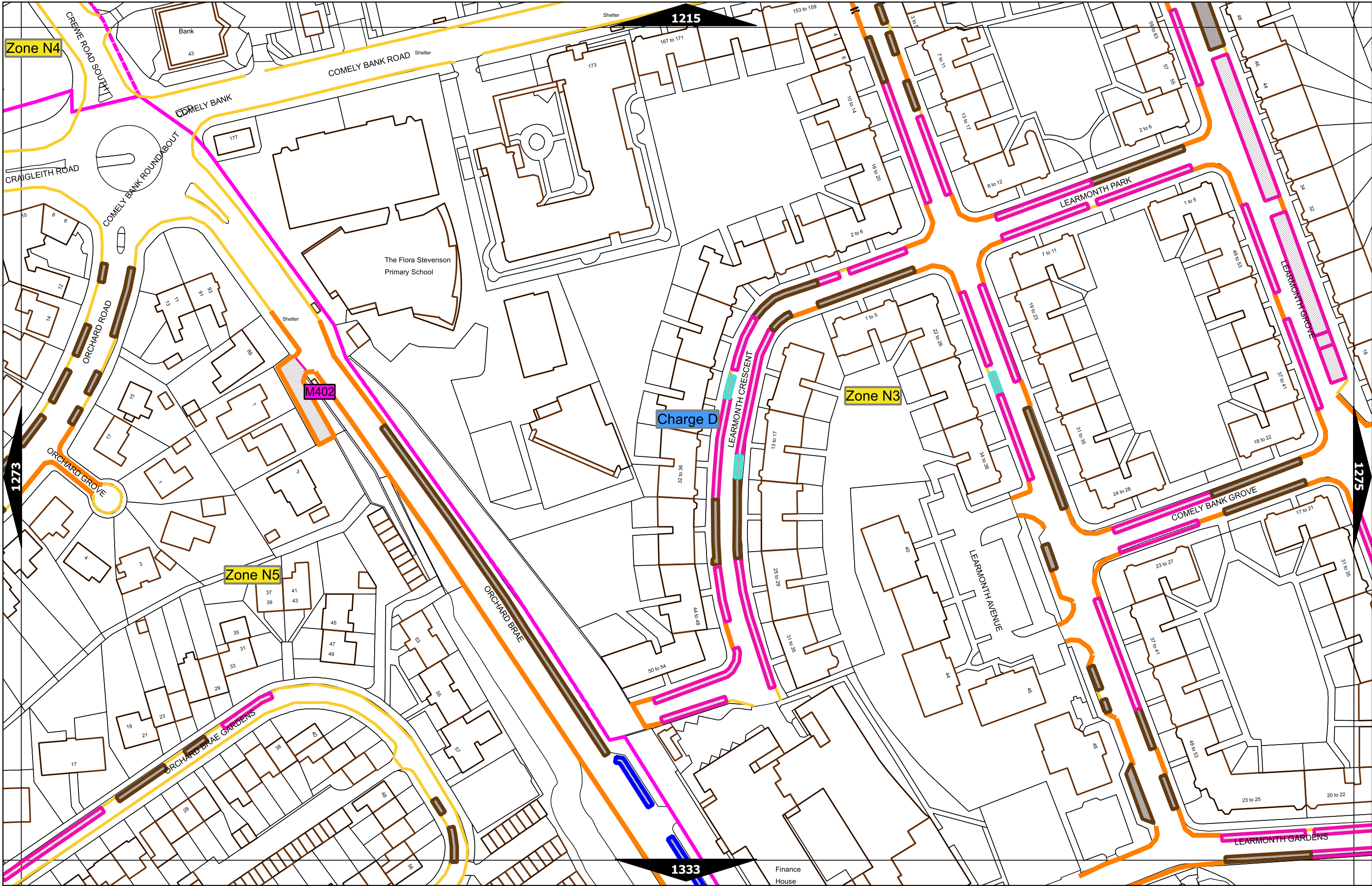
|                |             |
|----------------|-------------|
| Scale at A3    | 1:1000      |
| Effective Date | 06-Feb-2023 |
| Map Tile       | 1222        |
| Revision       | 7           |
| Status         | CONFIRMED   |





|                |             |
|----------------|-------------|
| Scale at A3    | 1:1000      |
| Effective Date | 06-Feb-2023 |
| Map Tile       | 1223        |
| Revision       | 5           |
| Status         | CONFIRMED   |





|  |                |             |
|--|----------------|-------------|
|  | Scale at A3    | 1:1000      |
|  | Effective Date | 30-Jan-2023 |
|  | Map Tile       | 1274        |
|  | Revision       | 4           |
|  | Status         | CONFIRMED   |