

Order items



Bus parking place




No loading at any time\*\*\*



Car club parking place\*\*\*



No loading, with prohibited hours\*



Diplomatic vehicle parking place\*\*\*



No waiting at any time (double yellow line)\*\*\*



Disabled persons parking place\*\*\*



School keep clear



Doctors parking place\*\*\*

Other information

Mon-Fri 8.00am-6.30pm

Waiting restriction ††



Electric Vehicle parking place\*\*\*

No Loading: Mon-Fri 8.00am-9.15am  
4.30pm-6.30pm

Loading prohibition ††



Limited waiting place\*

Charge B3

Pay and display / Pay by phone bay charge band (see table for details) ††



Loading place\*

Zone 3

Controlled parking zone (see table for details) ††



Motor cycle parking place\*

Priority parking area B7

Priority parking area



Pay and display / Pay by phone bay parking place\* \*\* †



Pay and display / Pay by phone bay charge band area



Permit holders parking place\*



Controlled parking zone / priority parking area



Numbered parking place\* ††



Greenways



Shared use parking place (Permit holders / Pay and Display / Pay by phone)\* \*\* †



Pedestrianised zone



Pedal cycle parking place\*\*\*



Area covered by a text based traffic regulation order



Police vehicle parking place\*\*\*



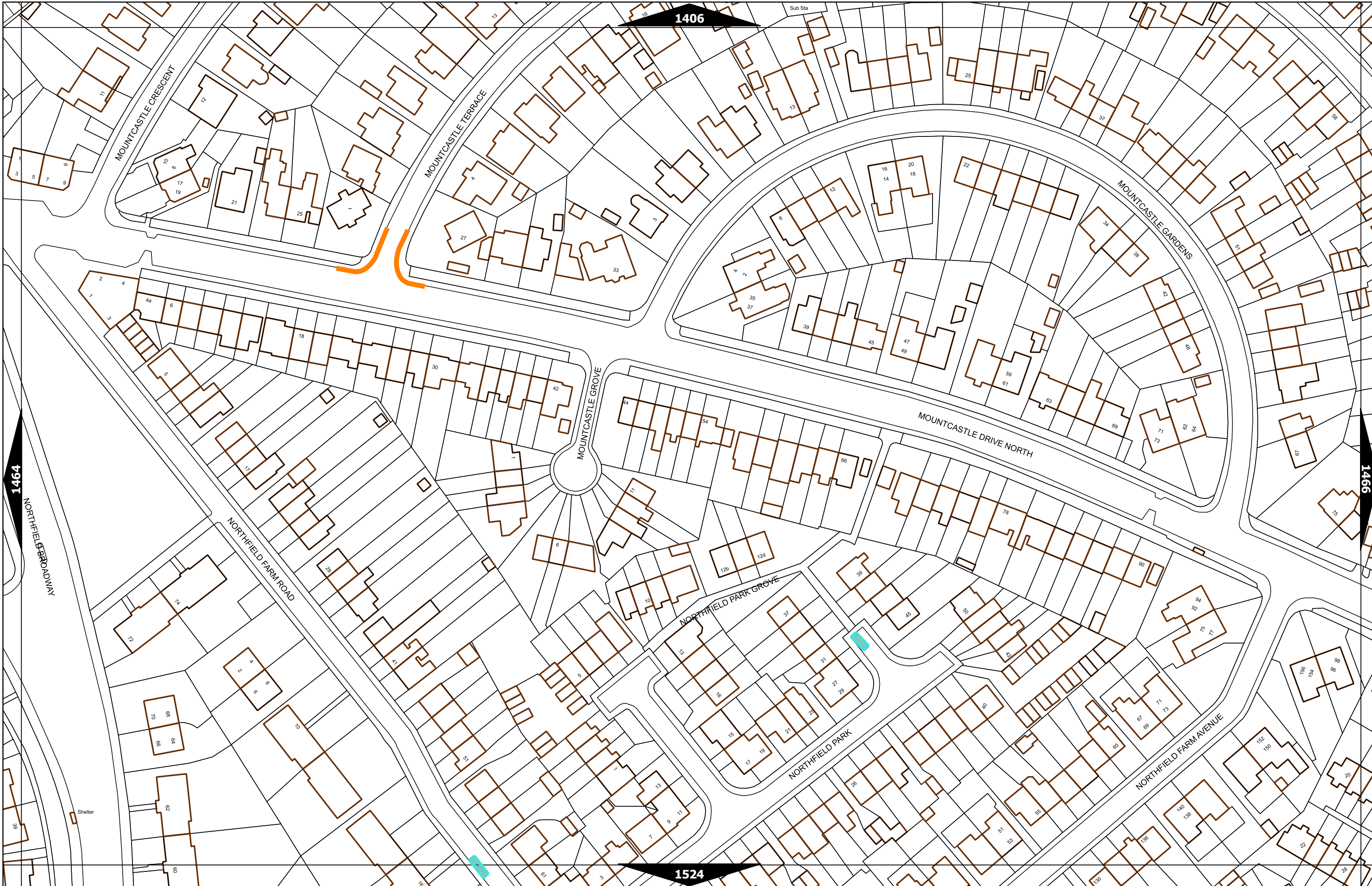
No waiting, with restricted hours\* (single yellow line)

\* These restrictions apply the permitted hours of the controlled parking zone within which they are located. If the permitted hours differ then a label indicates the applicable permitted hours.  
 \*\* These restrictions apply the pay and display/ pay by phone charge band of the pay and display/ pay by phone charge band area in which they are located. If the charge band differs then a label indicates the applicable charge band.  
 \*\*\* These restrictions apply at any time.  
 † These restrictions apply the permitted hours, max stay and no return times of the charge band area in which they are located. If the details differ then a label indicates the applicable details.  
 †† Labels will differ dependent upon the area in which the restriction is located.

Controlled Parking Zone/ Priority Parking Area	Sub zone (where applicable)		Permitted Hours (any such day not being a parking holiday)	Restricted Hours (any such day not being a parking holiday)
Central zone	Sub-zone 1		08.30 to 18.30 Mondays to Saturdays and 12.30 to 18.30pm Sundays inclusive	08.30 to 18.30 Mondays to Saturdays and 12.30 to 18.30pm Sundays inclusive
	Sub-zone 1A			
	Sub-zone 2			
	Sub-zone 3			
	Sub-zone 4			
Peripheral zone	Sub-zone 5		08.30 to 17.30 Mondays to Fridays inclusive	08.30 to 17.30 Mondays to Fridays inclusive
	Sub-zone 5A			
	Sub-zone 6			
	Sub-zone 7			
	Sub-zone 8			
Extended zones	Zone N1	Zone S1	08.30 to 17.30 Mondays to Fridays inclusive	08.30 to 17.30 Mondays to Fridays inclusive
	Zone N2	Zone S2		
	Zone N3	Zone S3		
	Zone N4	Zone S4		
	Zone N5			
	Zone N6			
	Zone N7			
	Zone N8			
Zone K		08.30 to 09:30 and 16:00 to 17.00 Mondays to Fridays inclusive	08.30 to 09.30 and 16.00 to 17.00 Mondays to Fridays inclusive	
Priority Parking Area B1		10.00 to 11.30 Mondays to Fridays inclusive	-	
Priority Parking Area B2		13.30 to 15.00 Mondays to Fridays inclusive	-	
Priority Parking Area B3		10.00 to 11.30 Mondays to Fridays inclusive	-	
Priority Parking Area B4		11.30 to 13.00 Mondays to Fridays inclusive	-	
Priority Parking Area B5		11.30 to 13.00 Mondays to Fridays inclusive	-	
Priority Parking Area B6		11.00 to 12.30 Mondays to Fridays inclusive	-	
Priority Parking Area B7		09.30 to 11.00 Mondays to Fridays inclusive	-	
Priority Parking Area B8		12.30 to 14.00 Mondays to Fridays inclusive	-	
Priority Parking Area B9		13.30 to 15.00 Mondays to Fridays inclusive	-	
Priority Parking Area B10		13.30 to 15.00 Mondays to Fridays inclusive	-	

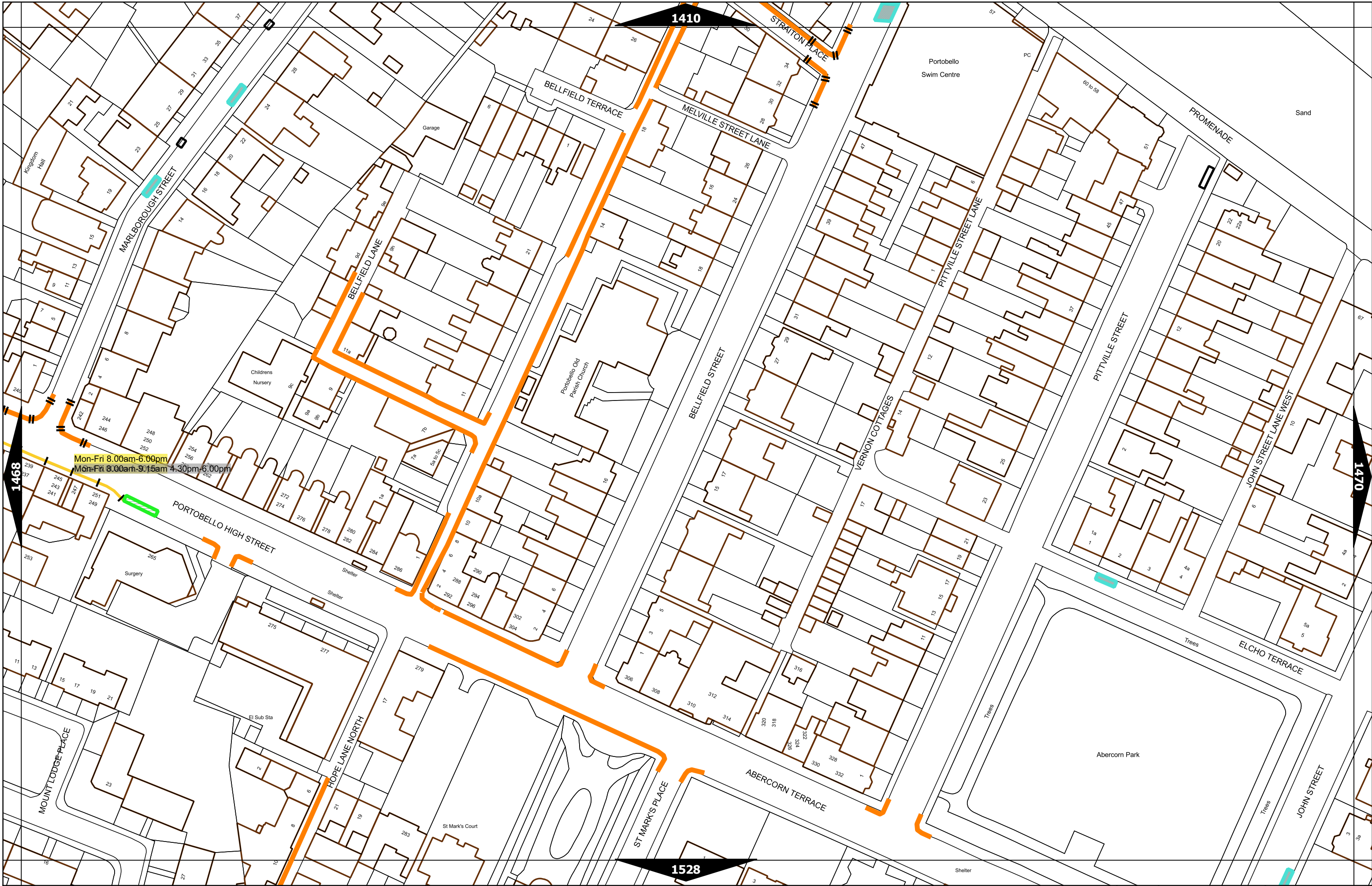
Pay and display / Pay by phone charge band	Parking charge	Times of operation	Max stay and no return times
Band A	£7.20 per hour	Mon-Sat 8:30am-6.30pm and Sun 12:30pm-6:30pm	Max stay 10 hours, no return within 1 hour
Band B1	£6.70 per hour	Mon-Sat 8:30am-6.30pm and Sun 12:30pm-6:30pm	Max stay 3 hours, no return within 1 hour
Band B2	£5.90 per hour	Mon-Sat 8:30am-6.30pm and Sun 12:30pm-6:30pm	Max stay 4 hours, no return within 1 hour
Band B3	£4.90 per hour	Mon-Sat 8:30am-6.30pm and Sun 12:30pm-6:30pm	Max stay 4 hours, no return within 1 hour
Band C1	£4.40 per hour	Mon-Fri 8:30am-5.30pm	Max stay 4 hours, no return within 1 hour
Band C2	£3.40 per hour	Mon-Fri 8:30am-5.30pm	Max stay 4 hours, no return within 1 hour
Band D	£3.10 per hour	Mon-Fri 8:30am-5.30pm	Max stay 4 hours, no return within 1 hour
Band D1	£3.40 per hour	Mon-Sat 8:30am-6.30pm and Sun 12:30pm-6:30pm	Max stay 1 hour, no return within 1 hour
Band D2	£3.40 per hour	Mon-Sat 8:30am-6.30pm and Sun 12:30pm-6:30pm	Max stay 1 hour, no return within 1 hour
Band D3	£3.40 per hour	Mon-Sat 8:30am-6.30pm and Sun 12:30pm-6:30pm	Max stay 1 hour, no return within 1 hour
Band D4	£3.40 per hour	Mon-Sat 8:30am-6.30pm and Sun 12:30pm-6:30pm	Max stay 1 hour, no return within 1 hour
Band D5	£3.40 per hour	Mon-Sat 8:30am-6.30pm and Sun 12:30pm-6:30pm	Max stay 1 hour, no return within 1 hour
Band D6	£3.40 per hour	Mon-Sat 9.00am-5.30pm	Max stay 1 hour, no return within 1 hour
Band D7	£3.40 per hour	Mon-Sat 8.00am-6.30pm	Max stay 2 hours, no return within 1 hour
Band D8	£3.40 per hour	Mon-Fri 8.00am-6.00pm Sat 8.00am-1.30pm	Max stay 1 hours, no return within 1 hour
Band G	£8.40 per day	Mon-Fri 8:30am-5.30pm	Max stay 9 hours, no return within 1 hour
Band G1	£8.40 per day	Mon-Fri 8:30am-5.30pm	Max stay 9 hours, no return within 1 hour
Band G2	£8.40 per day	Mon-Fri 8:30am-5.30pm	Max stay 9 hours, no return within 1 hour
Band Q	£1.10 per hour	Mon-Fri 8:30am-5.30pm	Max stay 1 hours, no return within 1 hour

Note: This table indicated the typical maximum stay periods and any differences are labelled on the map tiles.



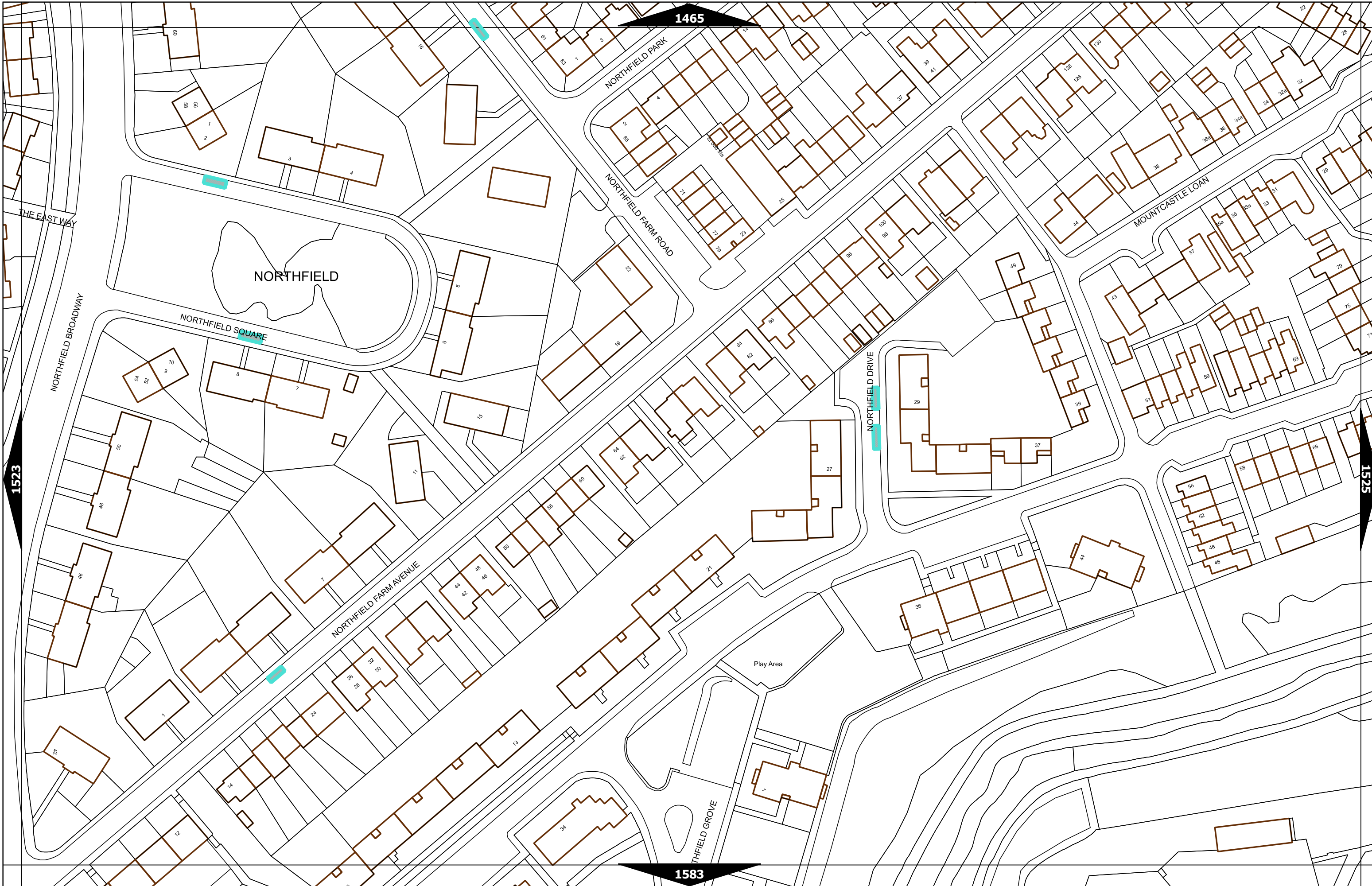
Scale at A3	1:1000
Effective Date	07-Nov-2022
Map Tile	1465
Revision	2
Status	CONFIRMED



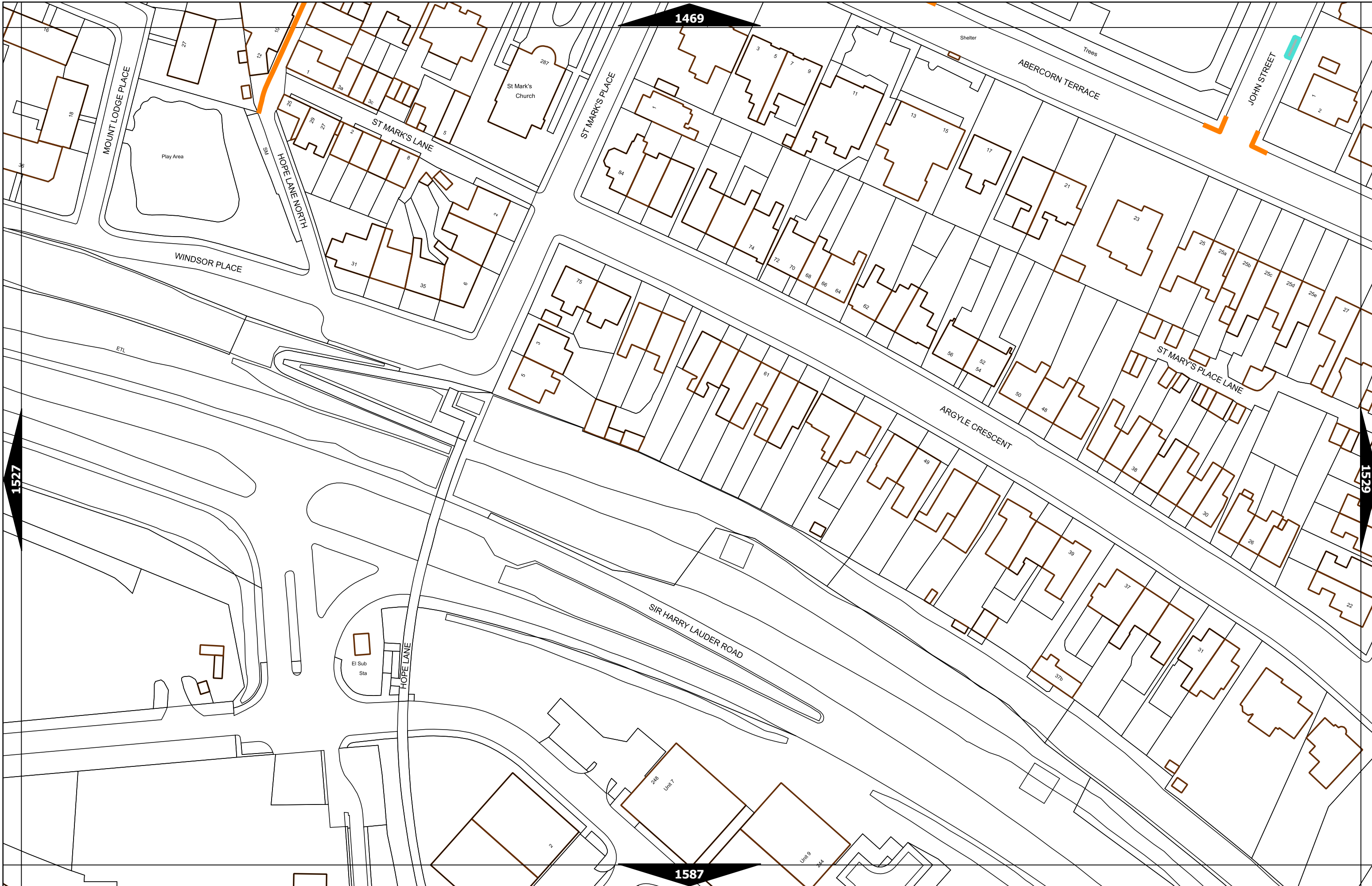


Scale at A3	1:1000
Effective Date	20-Nov-2020
Map Tile	1469
Revision	2
Status	CONFIRMED



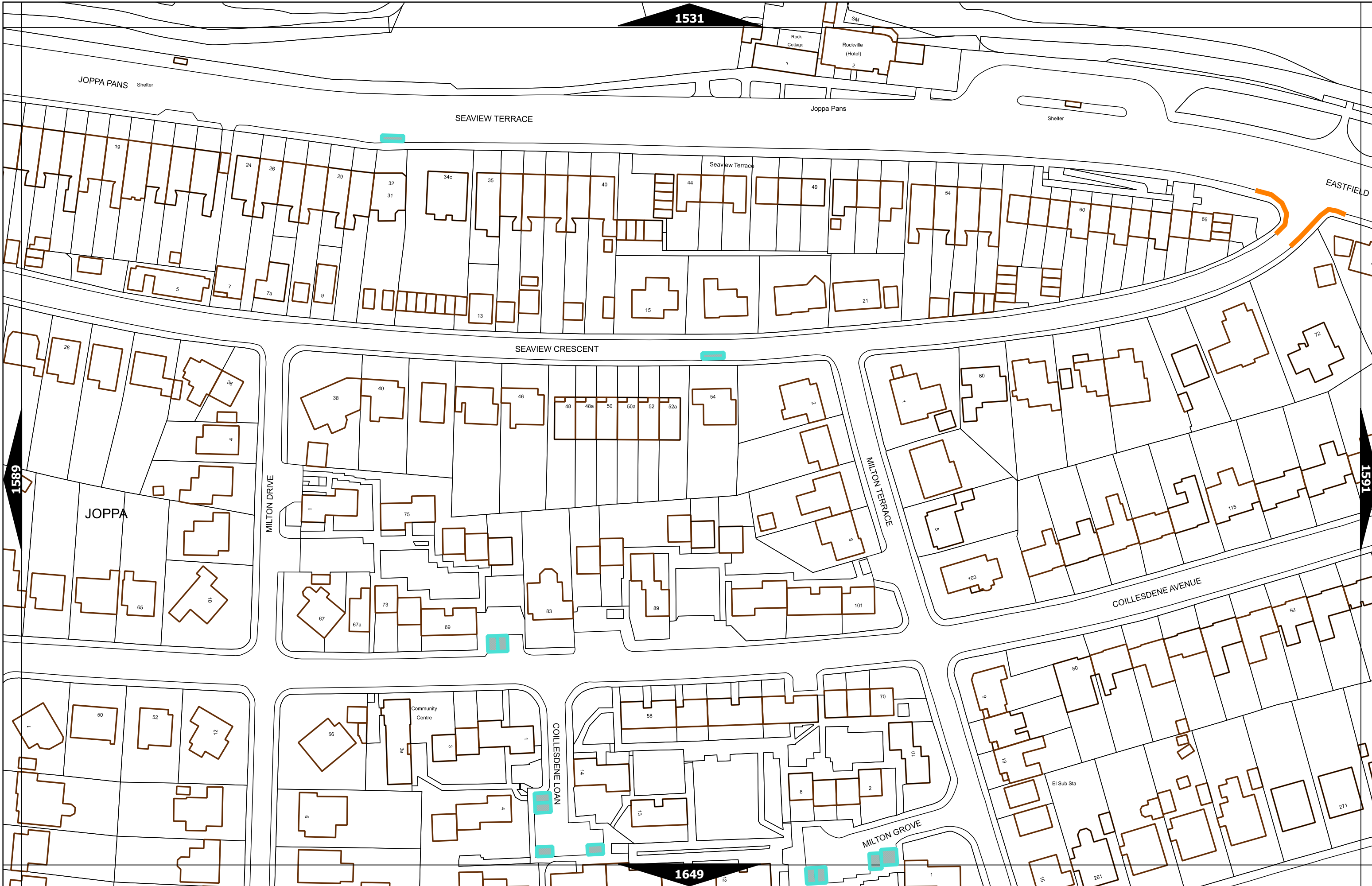


Scale at A3	1:1000
Effective Date	24-Oct-2022
Map Tile	1524
Revision	2
Status	CONFIRMED



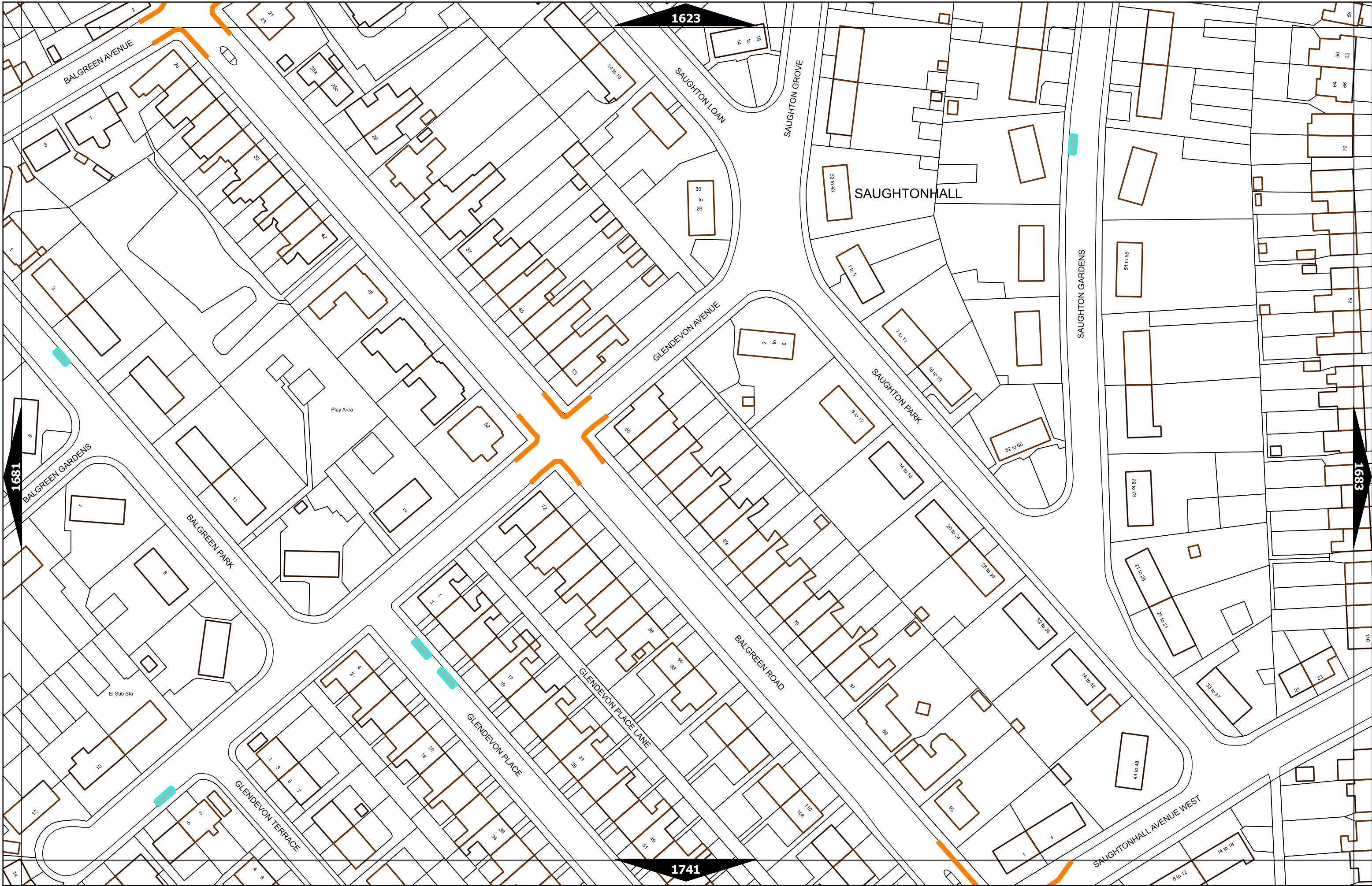
Scale at A3	1:1000
Effective Date	15-Oct-2018
Map Tile	1528
Revision	1
Status	CONFIRMED





Scale at A3	1:1000
Effective Date	24-Oct-2022
Map Tile	1590
Revision	2
Status	CONFIRMED









Scale at A3	1:1000
Effective Date	15-Oct-2018
Map Tile	1737
Revision	1
Status	CONFIRMED

TYLER'S ACRE ROAD

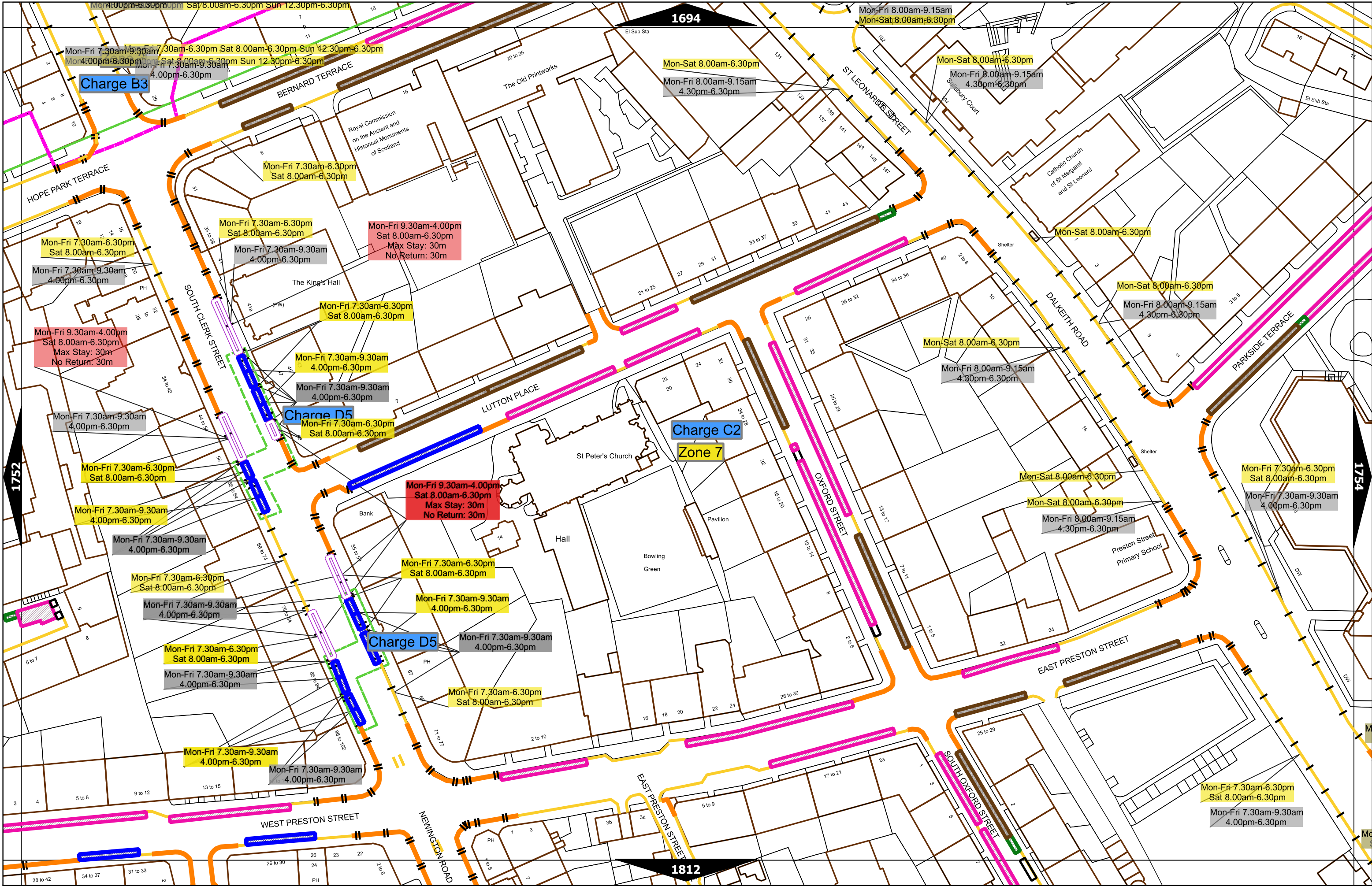
LAMPACRE ROAD

Carrick Knowe Primary School



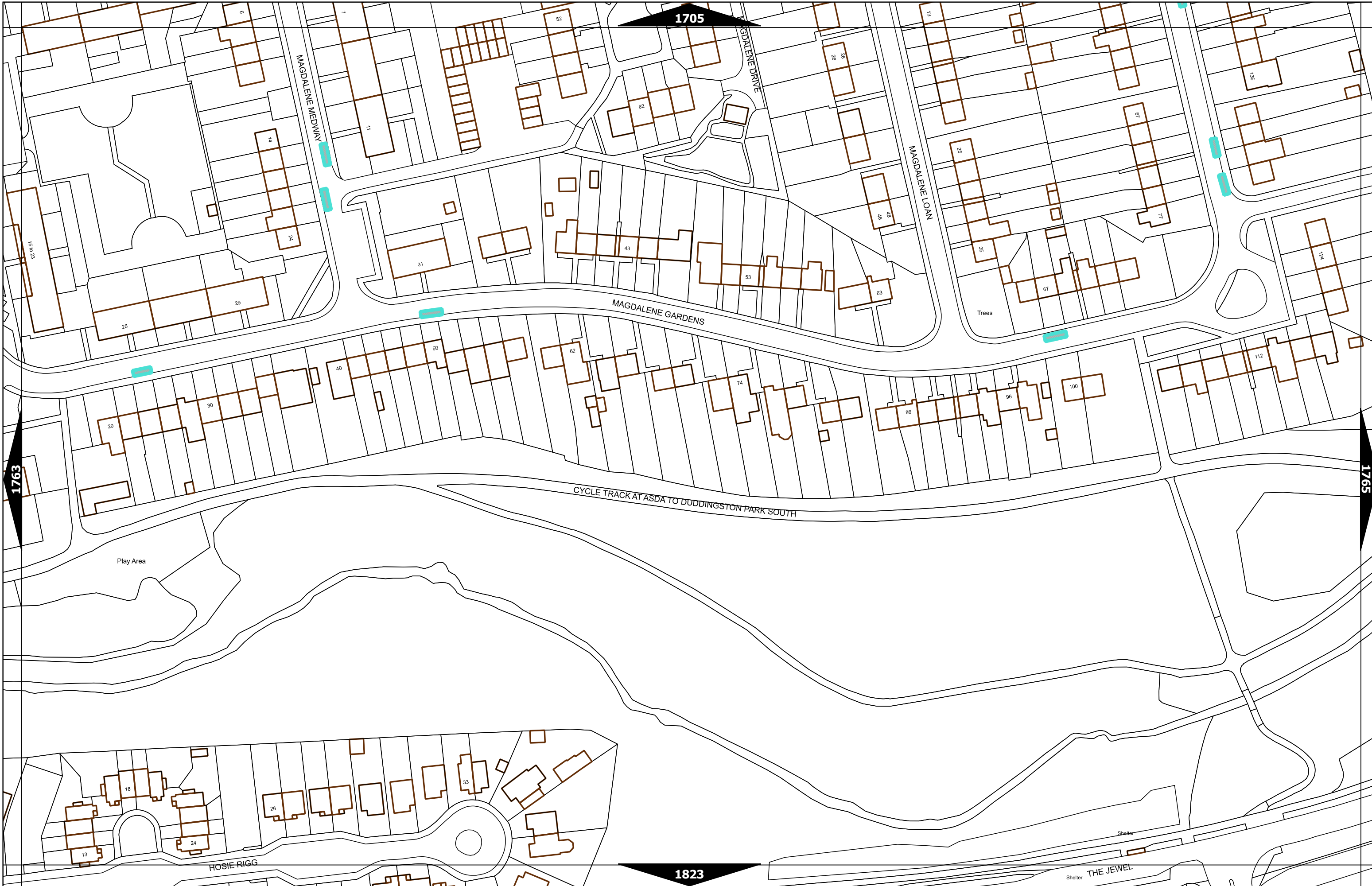
Scale at A3	1:1000
Effective Date	15-Oct-2018
Map Tile	1738
Revision	1
Status	CONFIRMED



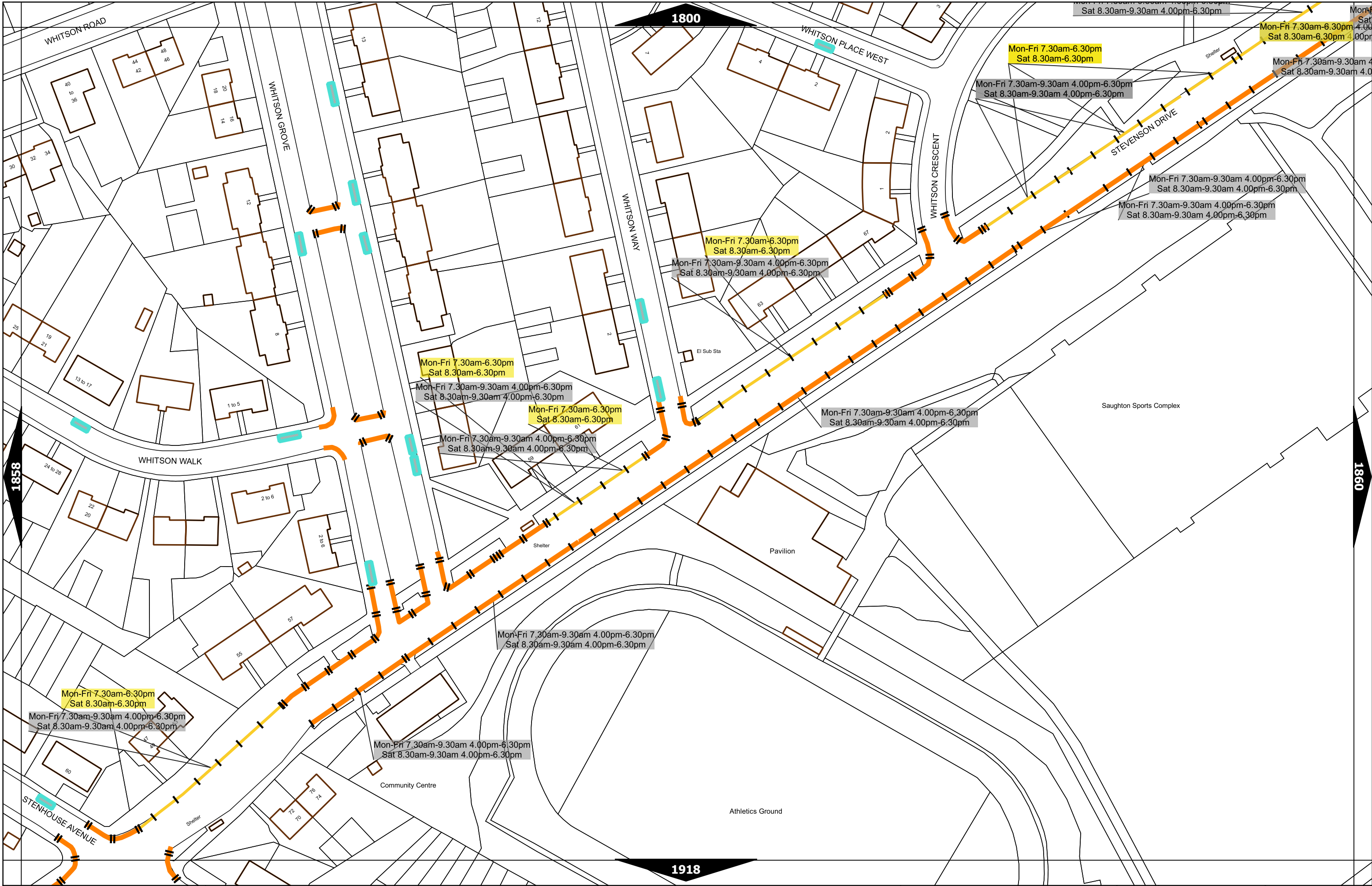


Scale at A3	1:1000
Effective Date	12-Jun-2023
Map Tile	1753
Revision	6
Status	CONFIRMED



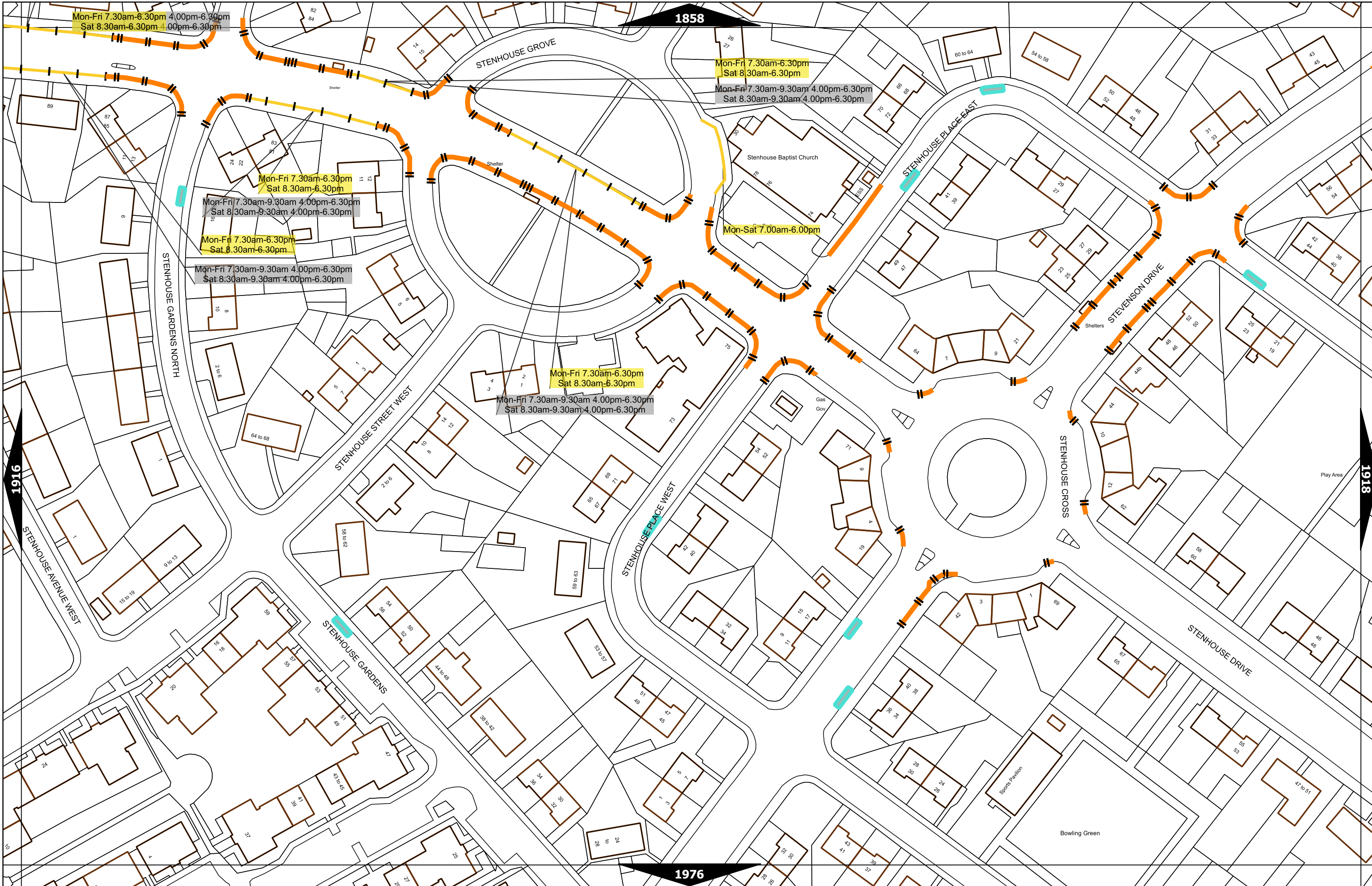


Scale at A3	1:1000
Effective Date	15-Oct-2018
Map Tile	1764
Revision	1
Status	CONFIRMED



Scale at A3	1:1000
Effective Date	11-Mar-2019
Map Tile	1859
Revision	2
Status	CONFIRMED





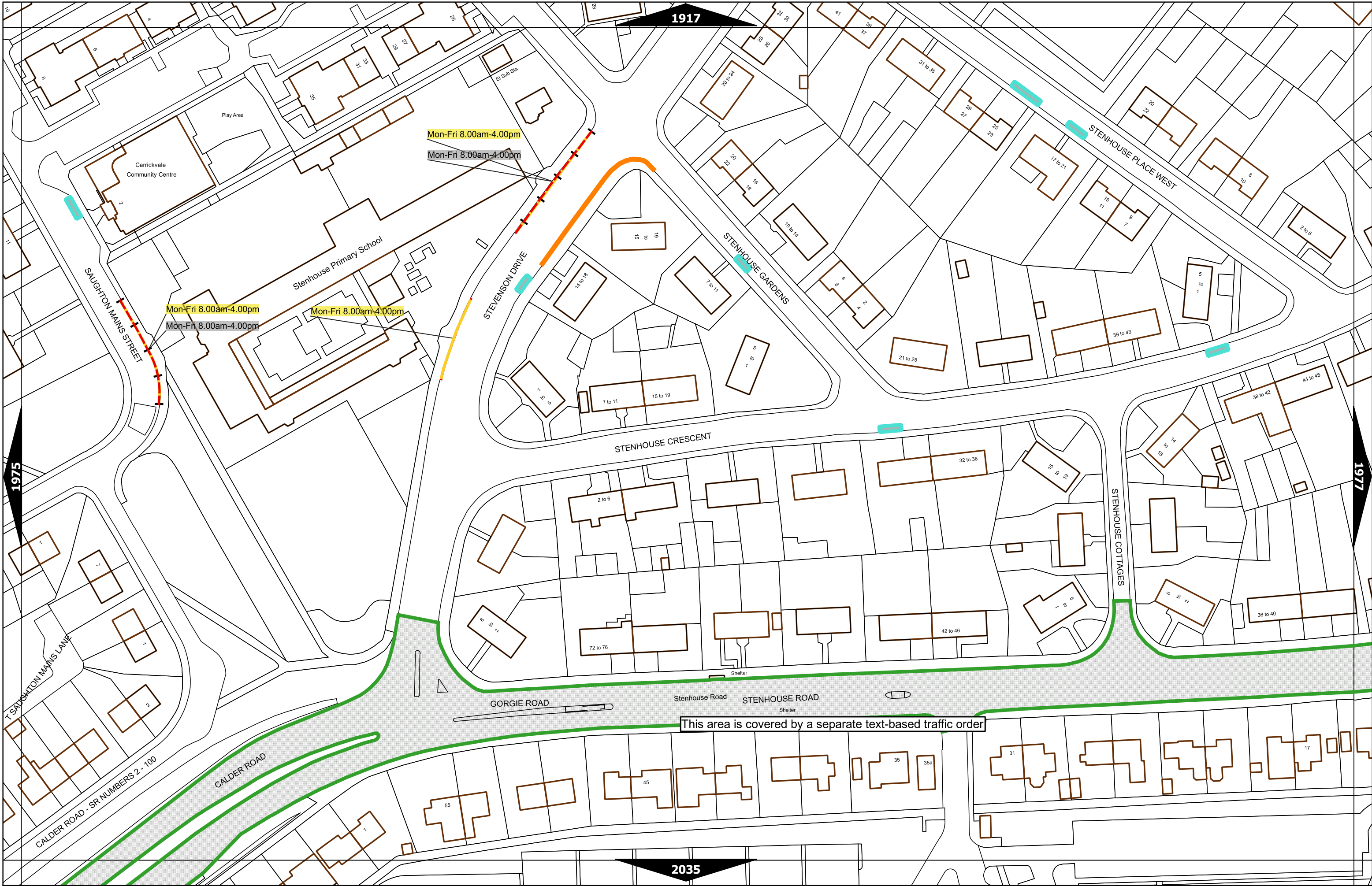
Scale at A3	1:1000
Effective Date	11-Mar-2019
Map Tile	1917
Revision	2
Status	CONFIRMED





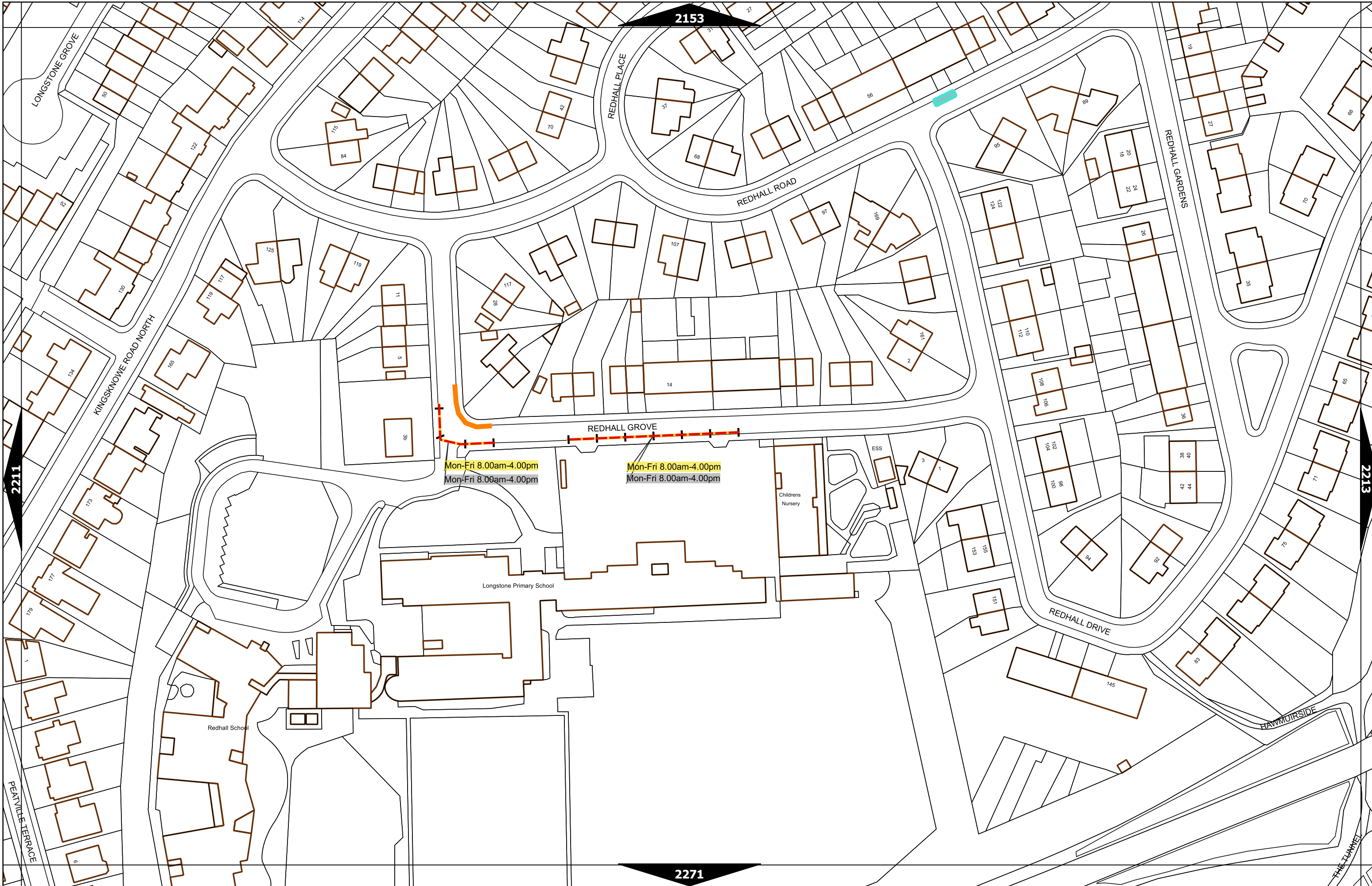
Scale at A3	1:1000
Effective Date	15-Oct-2018
Map Tile	1975
Revision	1
Status	CONFIRMED





Scale at A3	1:1000
Effective Date	15-Oct-2018
Map Title	1976
Revision	1
Status	CONFIRMED



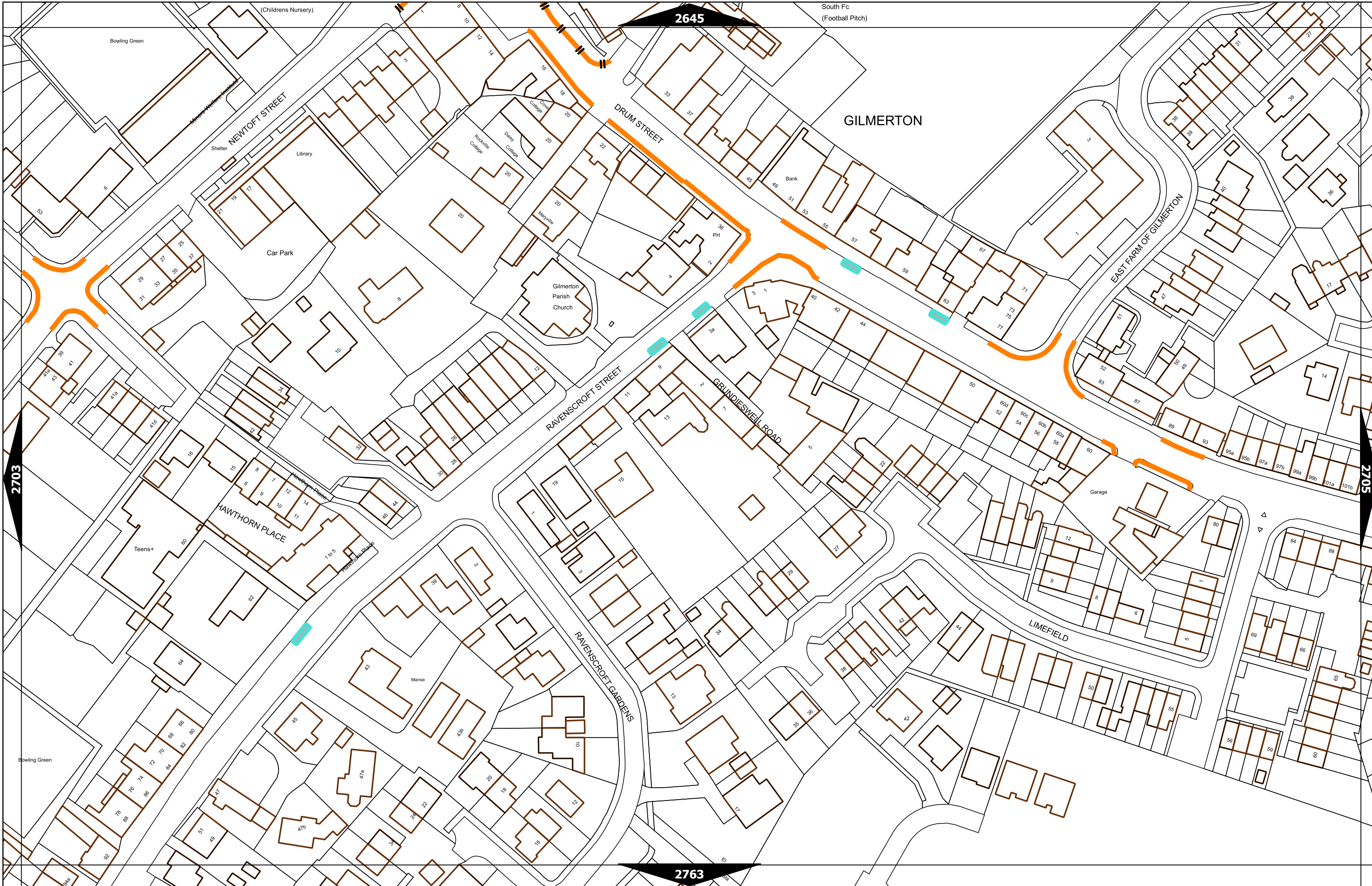


Scale at A3	1:1000
Effective Date	07-Oct-2019
Map Tile	2212
Revision	2
Status	CONFIRMED



Scale at A3	1:1000
Effective Date	15-Oct-2018
Map Tile	2511
Revision	1
Status	CONFIRMED





Scale at A3	1:1000
Effective Date	03-Mar-2019
Map Tile	2704
Revision	2
Status	CONFIRMED