

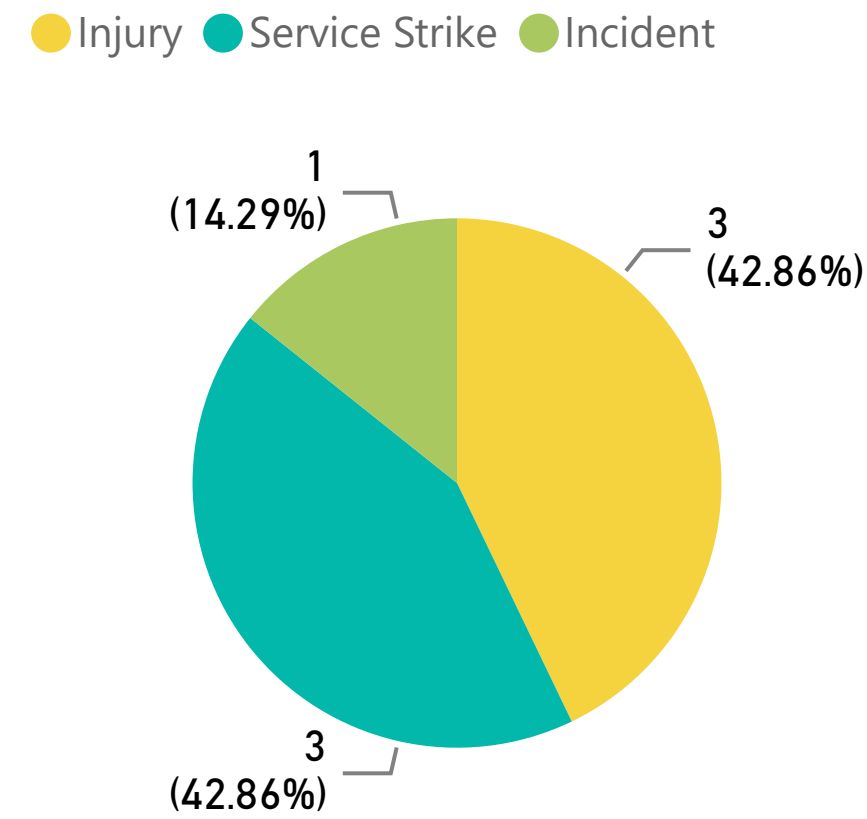
Summary

Type	Planned	Actual
Audits	0	0
CoCP	15	15
Health & Safety	14	9
Quality Assurance	8	4
Safety Commitment	6	6
Senior Management Tour	0	0
Total	43	34

Incident and Injury Measures

Measure	Target	Value
Accident Frequency Rate	0.10	0.000
Accident Severity Rate	0.20	0.000
Incident Weighted Index	0.10	0.066
Lost Time Weighted Index	0.05	0.000
Safety Observation Index	78.00	79.000
Service Strike Weighted Index	0.20	0.157

Classifications



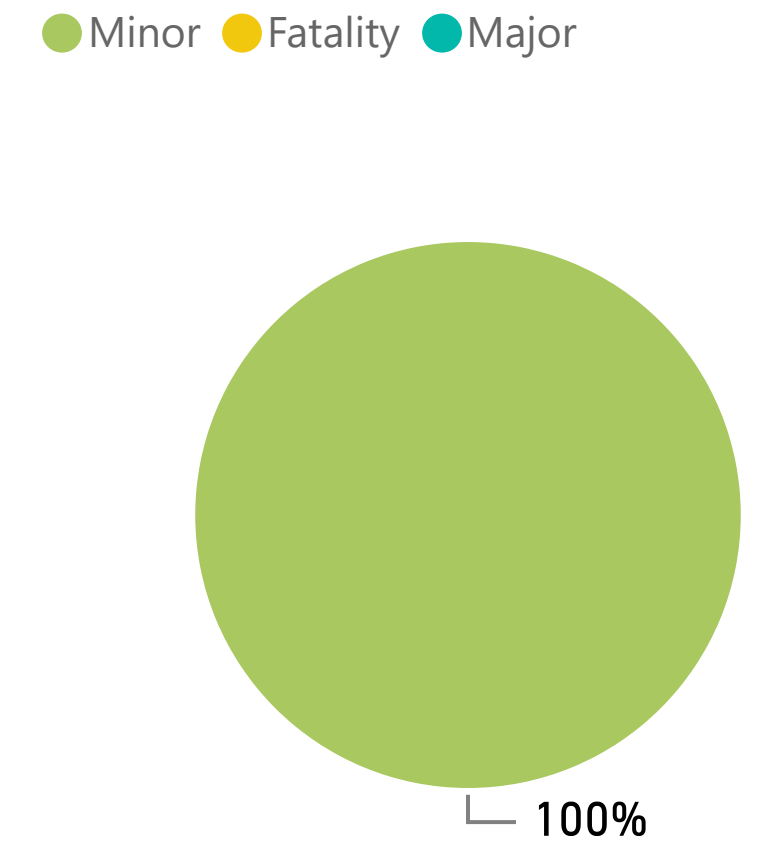
Incident and Injury

Classification by Contractor

Injury	MUS	SFN	Total
Dangerous Occurrence	1	0	1
Environmental Incident	1	0	1
Injury Over 7 Days	0	0	0
Injury Under 7 Days	1	1	2
Member of Public	0	1	1
Other	1	1	2
Road Traffic Accident	0	0	0
Service Damage	4	0	4
Total	8	3	11

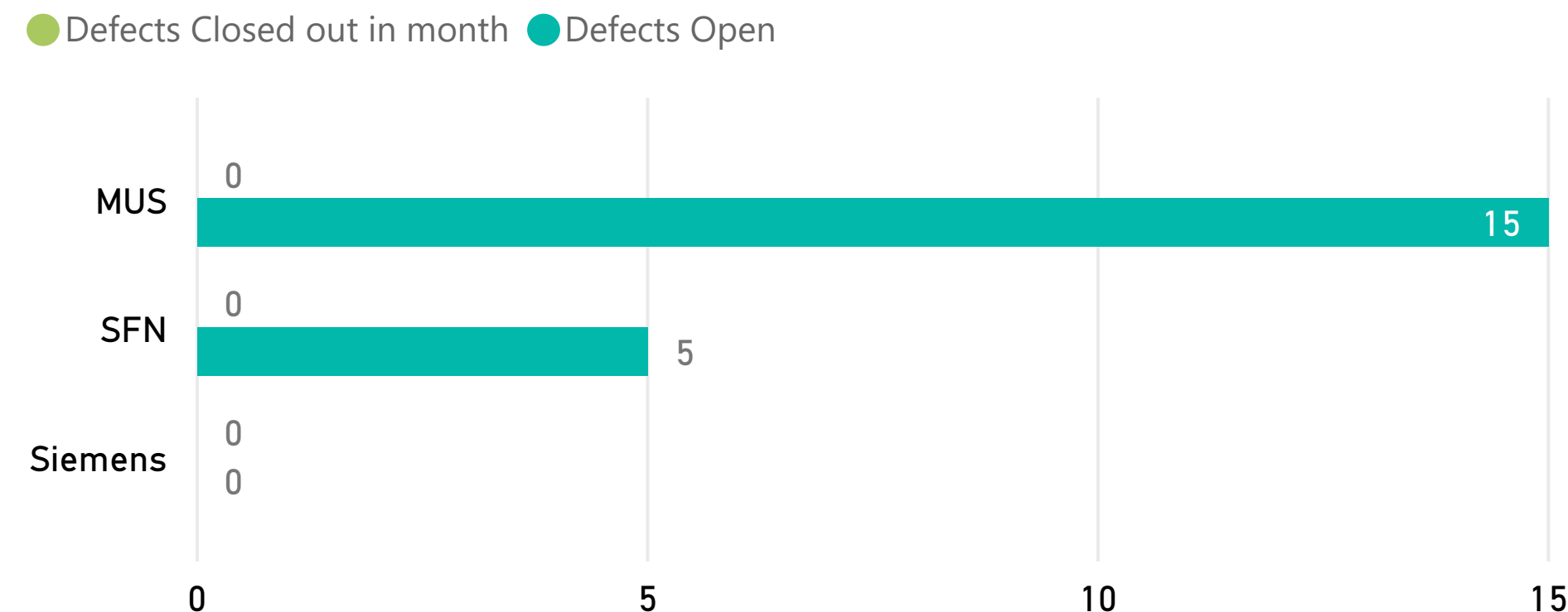
Incident	MUS	SFN	Total
Major	0	0	0
Minor	7	3	10
Near Miss / Unsafe Condition	0	0	0
Serious / Significant	1	0	1
Total	8	3	11

Injury Breakdown



Quality

Defects Closed/Open By Contractor



Code of Construction

