

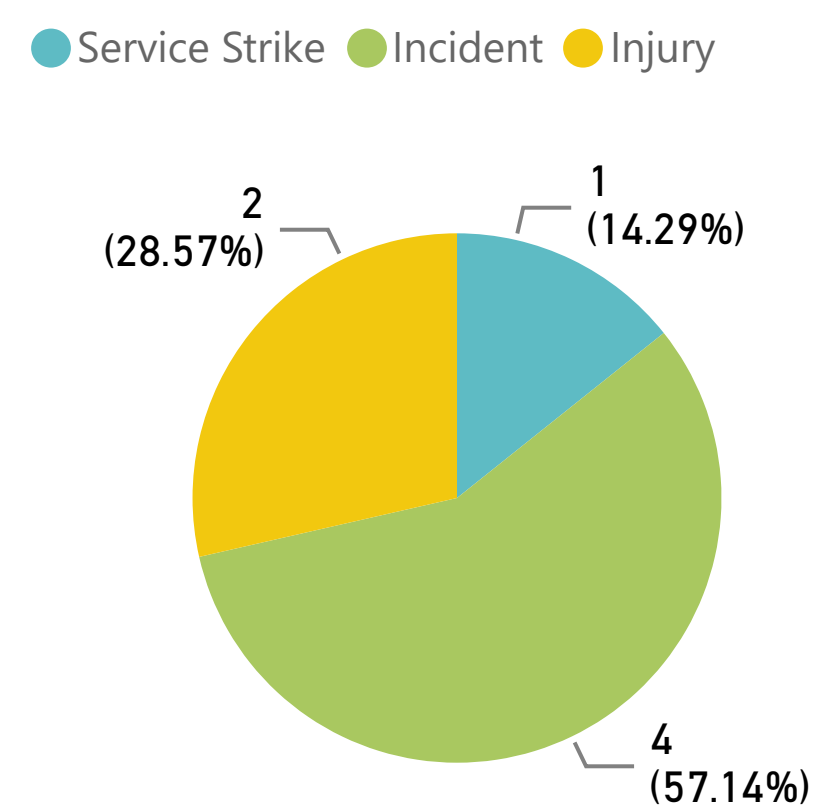
Summary

Type	Planned	Actual
Audits	0	0
CoCP	8	12
Health & Safety	6	6
Quality Assurance	3	7
Safety Commitment	2	2
Senior Management Tour	0	0
Total	19	27

Incident and Injury Measures

Measure	Target	Value
Accident Frequency Rate	0.10	0.000
Accident Severity Rate	1.00	0.734
Incident Weighted Index	0.10	0.530
Lost Time Weighted Index	0.05	0.016
Safety Observation Index	45.00	73.000
Service Strike Weighted Index	0.15	0.084

Classifications



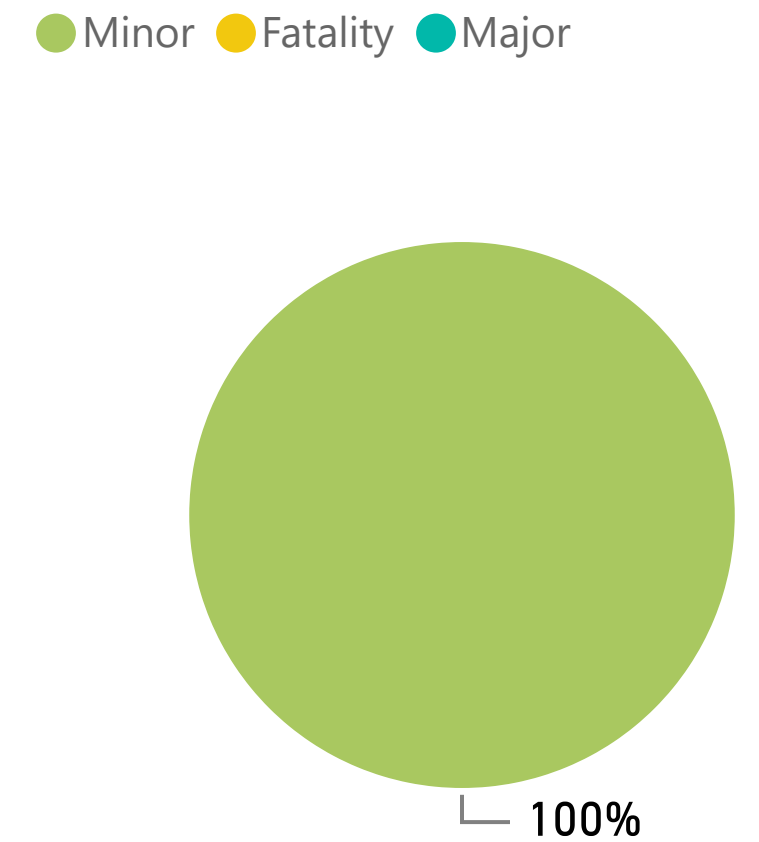
Incident and Injury

Classification by Contractor

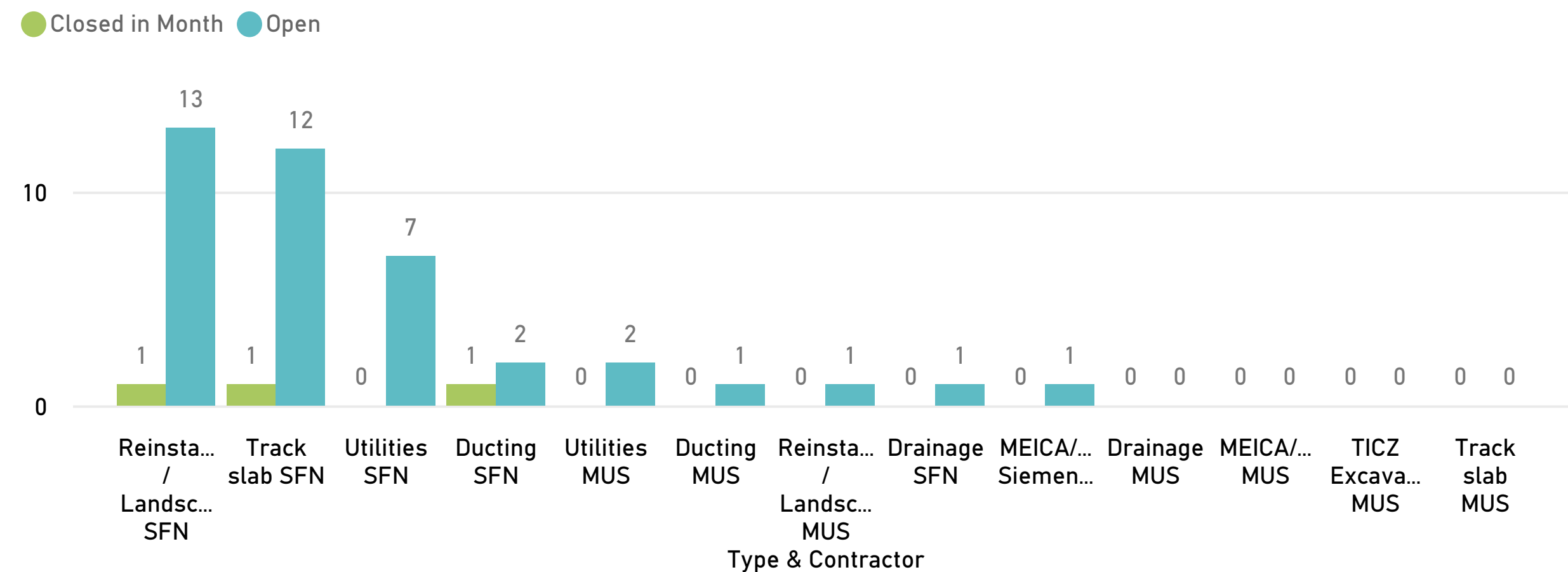
Injury	MUS	SFN	Siemens	Total
Dangerous Occurrence	0	0	0	0
Environmental Incident	1	0	0	1
Injury Over 7 Days	0	0	0	0
Injury Under 7 Days	1	1	0	2
Member of Public	0	0	0	0
Other	1	2	0	3
Road Traffic Accident	0	0	0	0
Service Damage	1	0	0	1
Total	4	3	0	7

Incident	MUS	SFN	Siemens	Total
Major	0	0	0	0
Minor	3	2	0	5
Near Miss / Unsafe Condition	1	1	0	2
Serious / Significant	0	0	0	0
Total	4	3	0	7

Injury Breakdown



Quality



Code of Construction

