

Summary

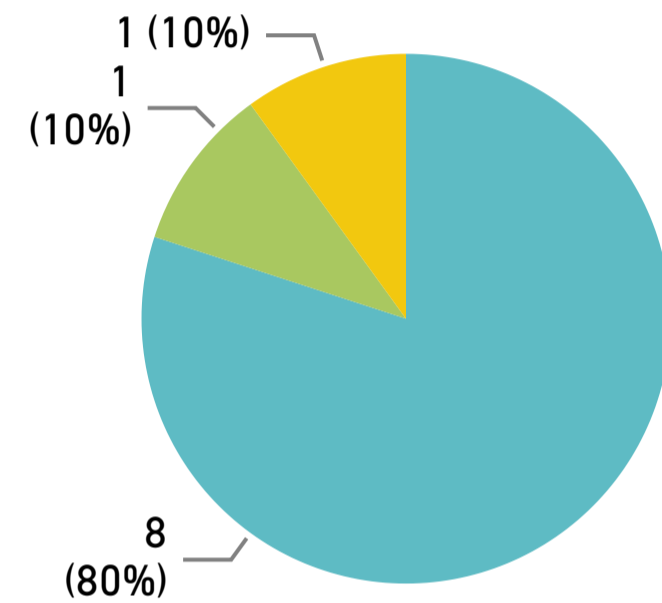
Type	Planned	Actual
Audits	0	0
CoCP	4	5
Health & Safety	3	8
Quality Assurance	1	1
Safety Commitment	2	2
Senior Management Tour	0	0
Total	10	16

Incident and Injury Measures

Measure	Target	Value
Accident Frequency Rate	0.10	0.000
Accident Severity Rate	1.00	0.519
Incident Weighted Index	0.10	0.047
Lost Time Weighted Index	0.05	0.013
Safety Observation Index	36.00	49.000
Service Strike Weighted Index	0.15	0.079

Classifications

● Service Strike ● Incident ● Injury



Incident and Injury

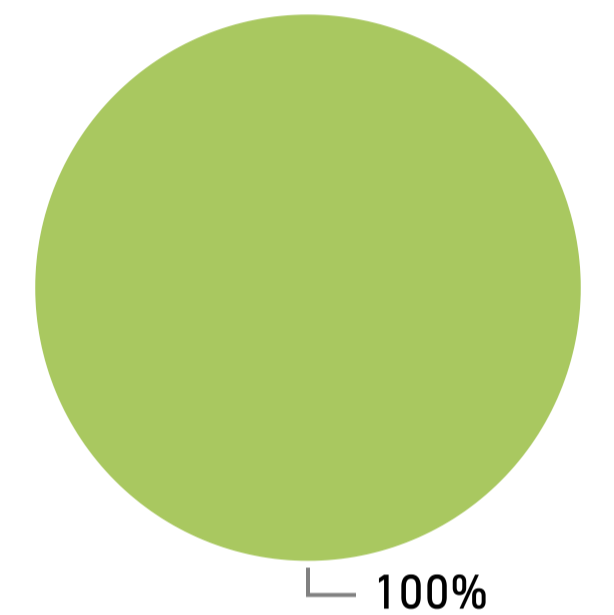
Classification by Contractor

Injury	MUS	SFN	Siemens	Total
DangerousOccurrence	0	0	0	0
EnvironmentalIncident	0	0	0	0
InjuryOver7Days	0	0	0	0
InjuryUnder7Days	0	1	0	1
MemberofPublic	0	0	0	0
Other	0	0	0	0
RoadTrafficAccident	0	1	0	1
ServiceDamage	3	5	0	8
Total	3	7	0	10

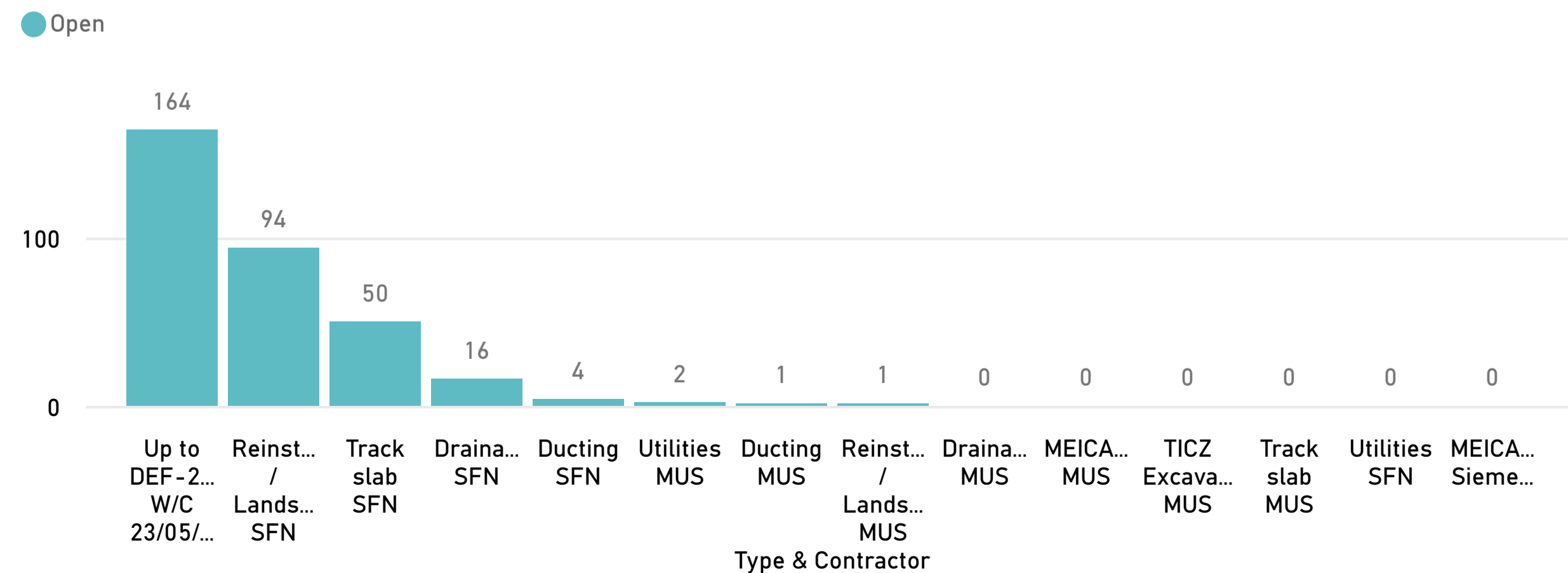
Incident	MUS	SFN	Siemens	Total
Major	0	0	0	0
Minor	3	7	0	10
Near Miss / Unsafe Condition	0	0	0	0
Serious / Significant	0	0	0	0
Total	3	7	0	10

Injury Breakdown

● Minor ● Fatality ● Major



Quality



Code of Construction

