

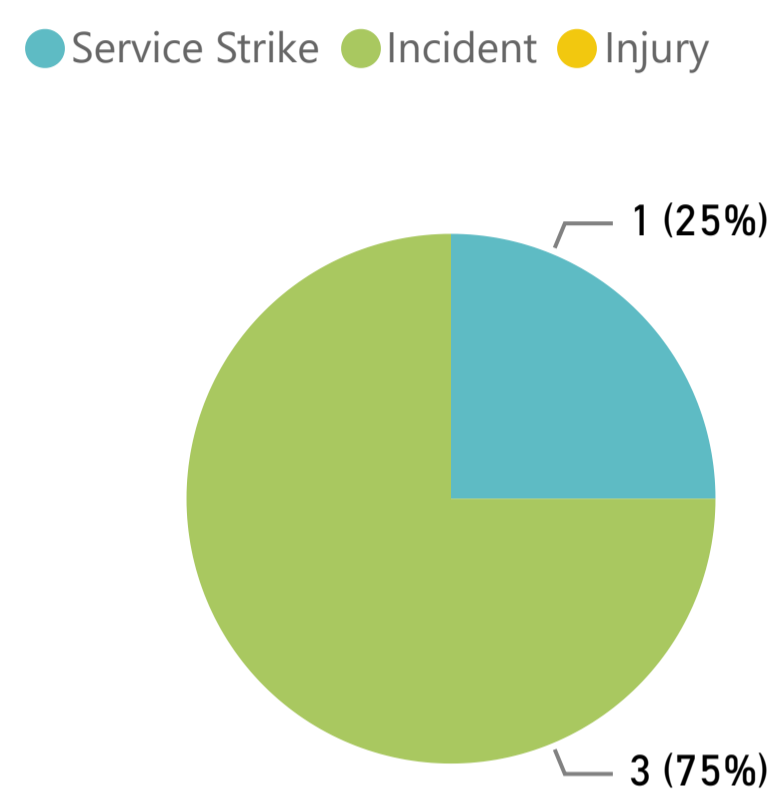
Summary

Type	Planned	Actual
Audits	0	0
CoCP	4	5
Health & Safety	3	3
Quality Assurance	2	2
Safety Commitment	2	4
Senior Management Tour	0	0
Total	11	14

Incident and Injury Measures

Measure	Target	Value
Accident Frequency Rate	0.10	0.000
Accident Severity Rate	1.00	0.496
Incident Weighted Index	0.10	0.046
Lost Time Weighted Index	0.05	0.012
Safety Observation Index	36.00	55.000
Service Strike Weighted Index	0.15	0.076

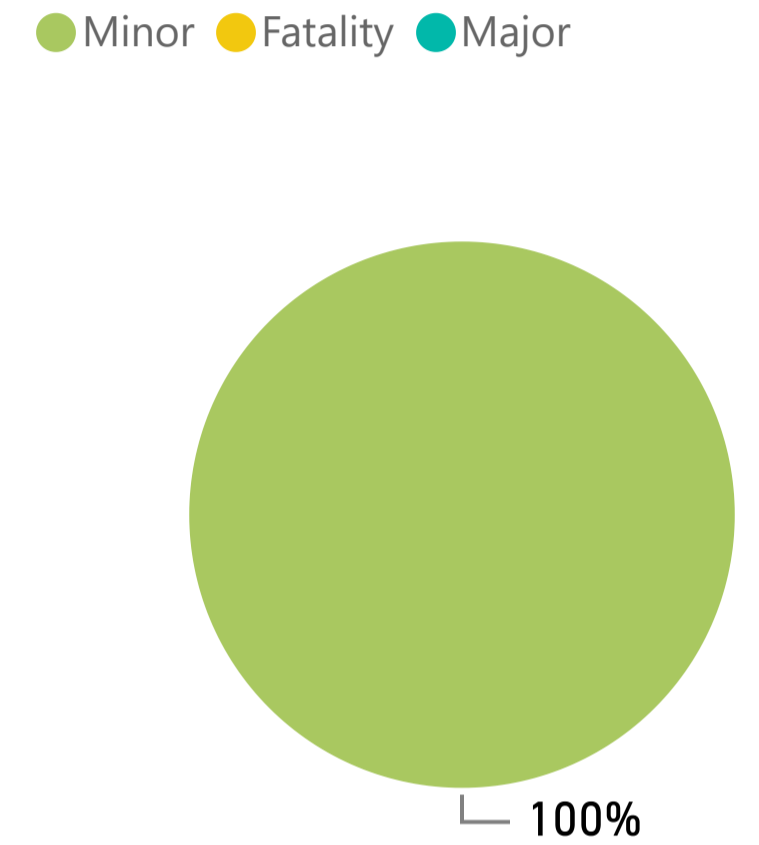
Classifications



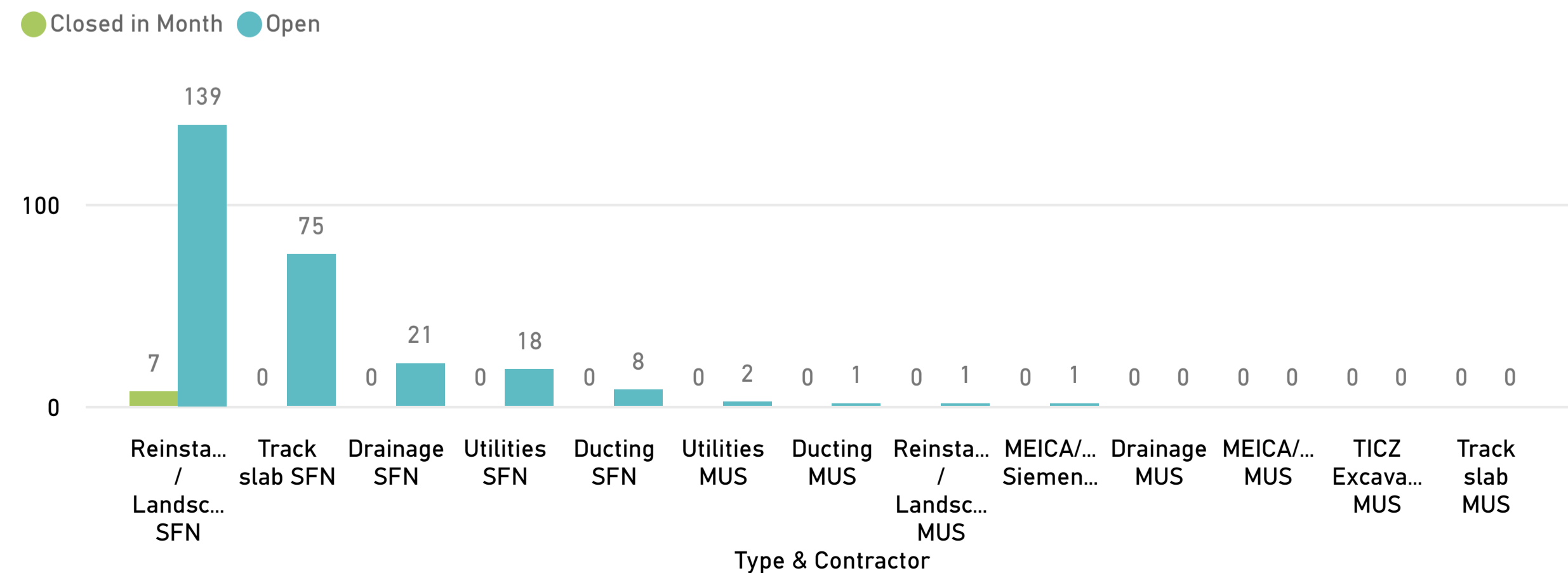
Classification by Contractor

Injury	MUS	SFN	Siemens	Total
Dangerous Occurrence	0	0	0	0
Environmental Incident	0	0	0	0
Injury Over 7 Days	0	0	0	0
Injury Under 7 Days	0	0	0	0
Member of Public	0	0	0	0
Other	1	1	0	2
Road Traffic Accident	0	1	0	1
Service Damage	0	1	0	1
Total	1	3	0	4
Incident	MUS	SFN	Siemens	Total
Major	0	0	0	0
Minor	1	3	0	4
Near Miss / Unsafe Condition	0	0	0	0
Serious / Significant	0	0	0	0
Total	1	3	0	4

Injury Breakdown



Quality



Code of Construction

