

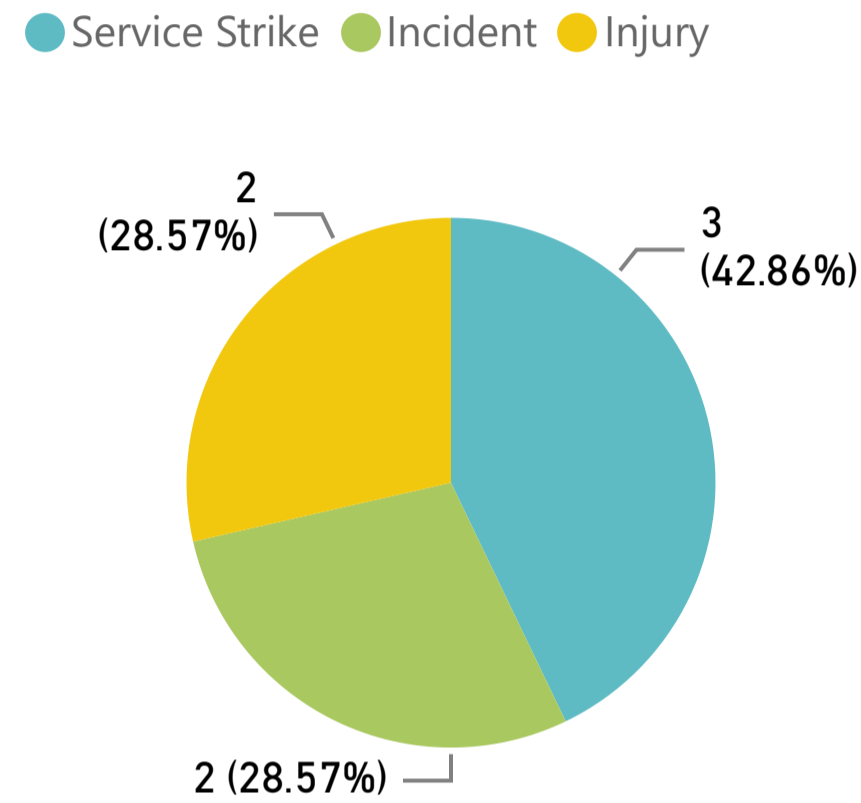
Summary

Type	Planned	Actual
Audits	0	0
CoCP	4	4
Health & Safety	4	4
Quality Assurance	2	2
Safety Commitment	2	2
Senior Management Tour	0	0
Total	12	12

Incident and Injury Measures

Measure	Target	Value
Accident Frequency Rate	0.10	0.000
Accident Severity Rate	1.00	0.663
Incident Weighted Index	0.10	0.045
Lost Time Weighted Index	0.05	0.012
Safety Observation Index	36.00	46.000
Service Strike Weighted Index	0.15	0.073

Classifications



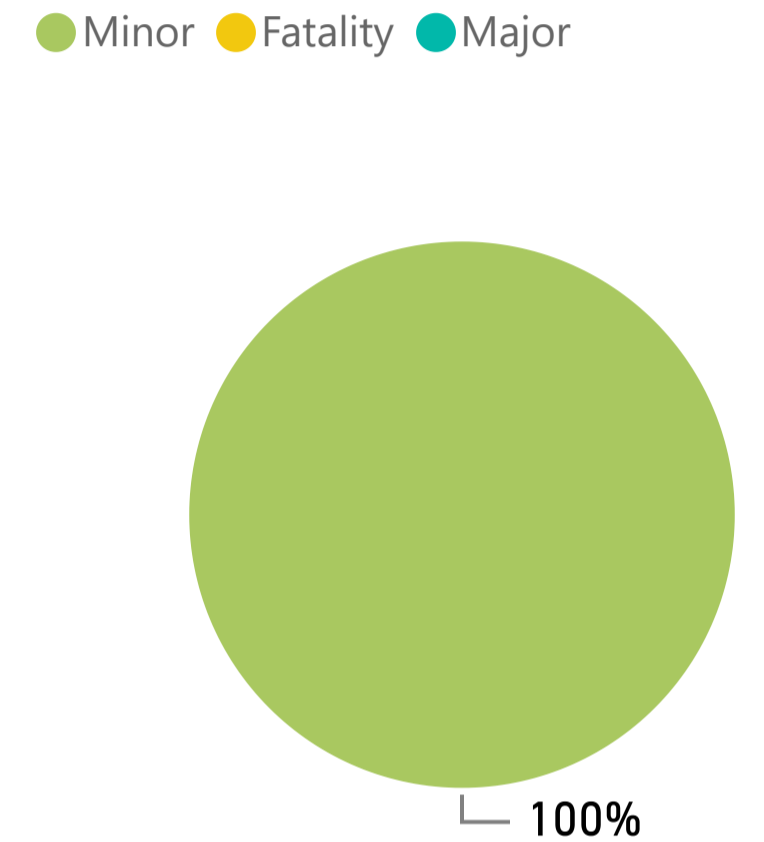
Incident and Injury

Classification by Contractor

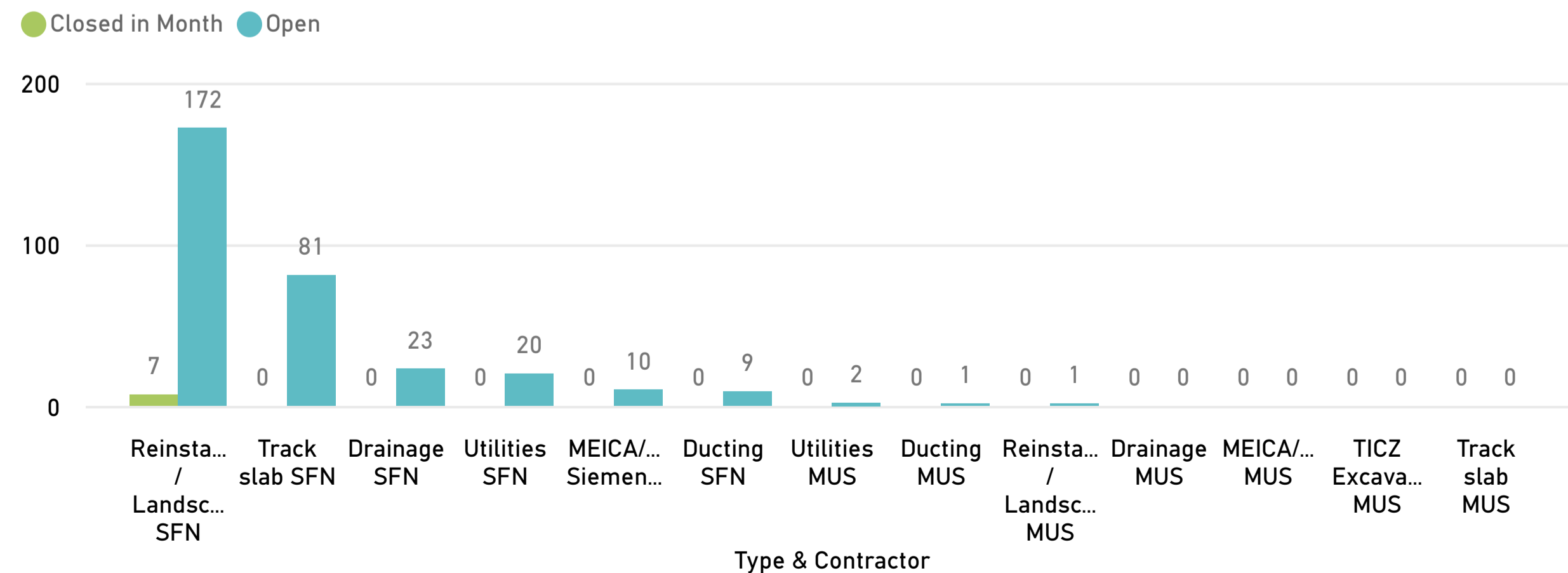
Injury	MUS	SFN	Siemens	Total
DangerousOccurrence	0	0	0	0
EnvironmentalIncident	0	0	1	1
InjuryOver7Days	0	0	0	0
InjuryUnder7Days	0	2	0	2
MemberofPublic	0	1	0	1
Other	0	0	0	0
RoadTrafficAccident	0	0	0	0
ServiceDamage	0	3	0	3
Total	0	6	1	7

Incident	MUS	SFN	Siemens	Total
Major	0	0	0	0
Minor	0	6	1	7
Near Miss / Unsafe Condition	0	0	0	0
Serious / Significant	0	0	0	0
Total	0	6	1	7

Injury Breakdown



Quality



Code of Construction

