

## Summary

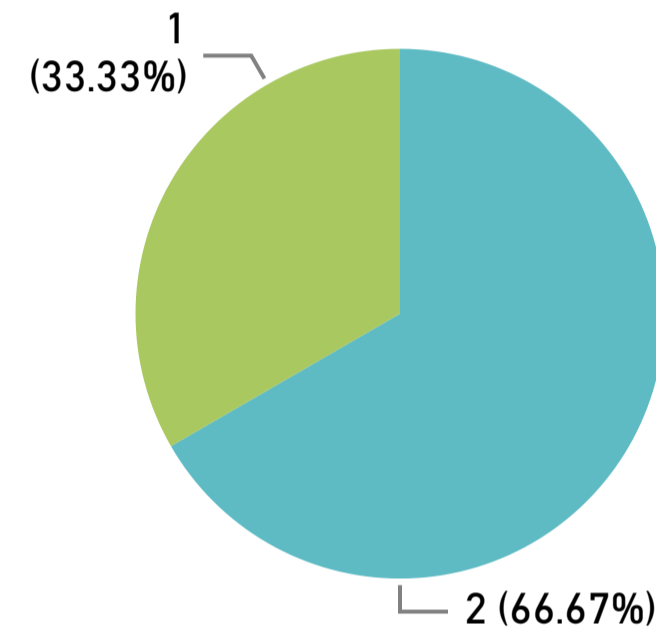
Type	Planned	Actual
Audits	0	0
CoCP	1	1
Health & Safety	3	3
Quality Assurance	2	2
Safety Commitment	1	1
Senior Management	0	0
<b>Total</b>	<b>7</b>	<b>7</b>

### Incident and Injury Measures

Measure	Target	Value
Accident Frequency Rate	0.10	0.000
Accident Severity Rate	1.00	0.610
Incident Weighted Index	0.10	0.043
Lost Time Weighted Index	0.05	0.012
Safety Observation Index	25.00	29.000
Service Strike Weighted Index	0.15	0.071

### Classifications

● Service Strike ● Incident ● Injury



## Incident and Injury

### Classification by Contractor

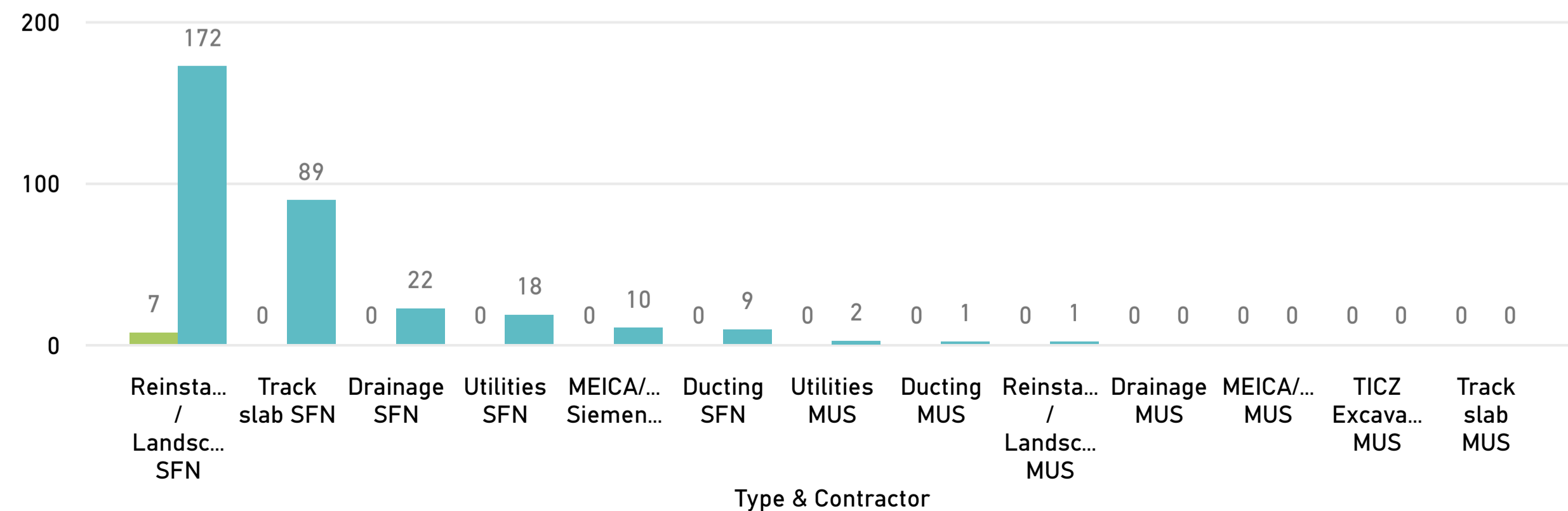
Injury	MUS	SFN	Siemens	Total
DangerousOccurrence	0	0	0	0
EnvironmentalIncident	0	1	0	1
InjuryOver7Days	0	0	0	0
InjuryUnder7Days	0	0	0	0
MemberofPublic	0	0	0	0
Other	0	0	0	0
RoadTrafficAccident	0	0	0	0
ServiceDamage	0	2	0	2
Incident	MUS	SFN	Siemens	Total
Major	0	0	0	0
Minor	0	3	0	3
Near Miss / Unsafe Condition	0	0	0	0
<b>Total</b>	<b>0</b>	<b>3</b>	<b>0</b>	<b>3</b>

### Injury Breakdown

● Fatality ● Major ● Minor

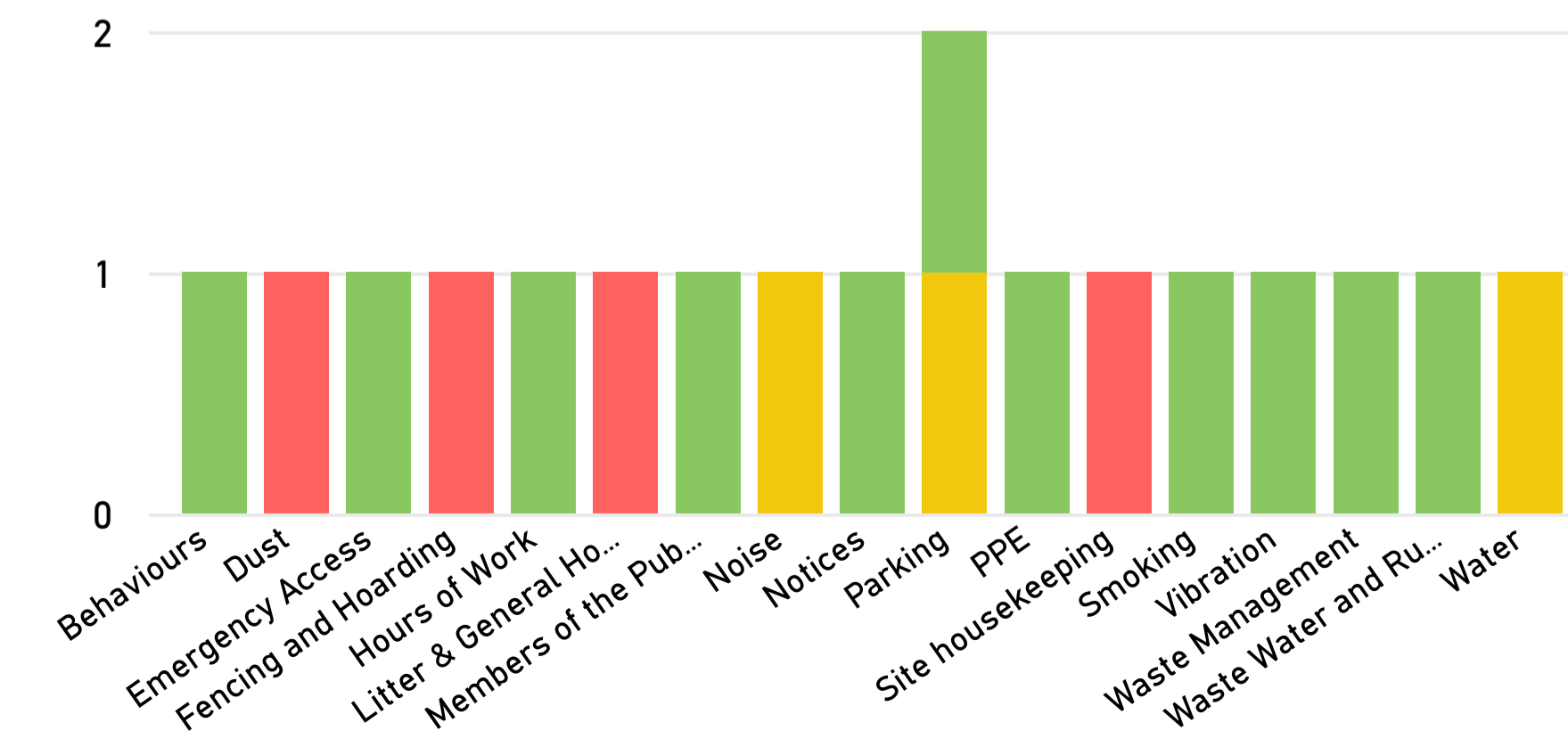
## Quality

● Closed in Month ● Open



## Code of Construction

Value ● N/A ● No ● Yes



Commentary