

Summary

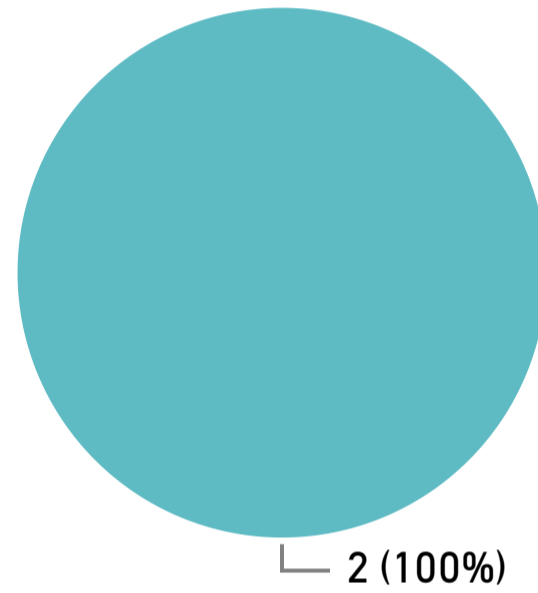
Type	Planned	Actual
Audits	0	0
CoCP	3	3
Health & Safety	3	4
Quality Assurance	2	2
Safety Commitment	2	2
Senior Management	0	0
Total	10	11

Incident and Injury Measures

Measure	Target	Value
Accident Frequency Rate	0.10	0.000
Accident Severity Rate	1.00	0.573
Incident Weighted Index	0.10	0.041
Lost Time Weighted Index	0.05	0.011
Safety Observation Index	30.00	39.000
Service Strike Weighted Index	0.15	0.069

Classifications

● Service Strike ● Incident ● Injury



Incident and Injury

Classification by Contractor

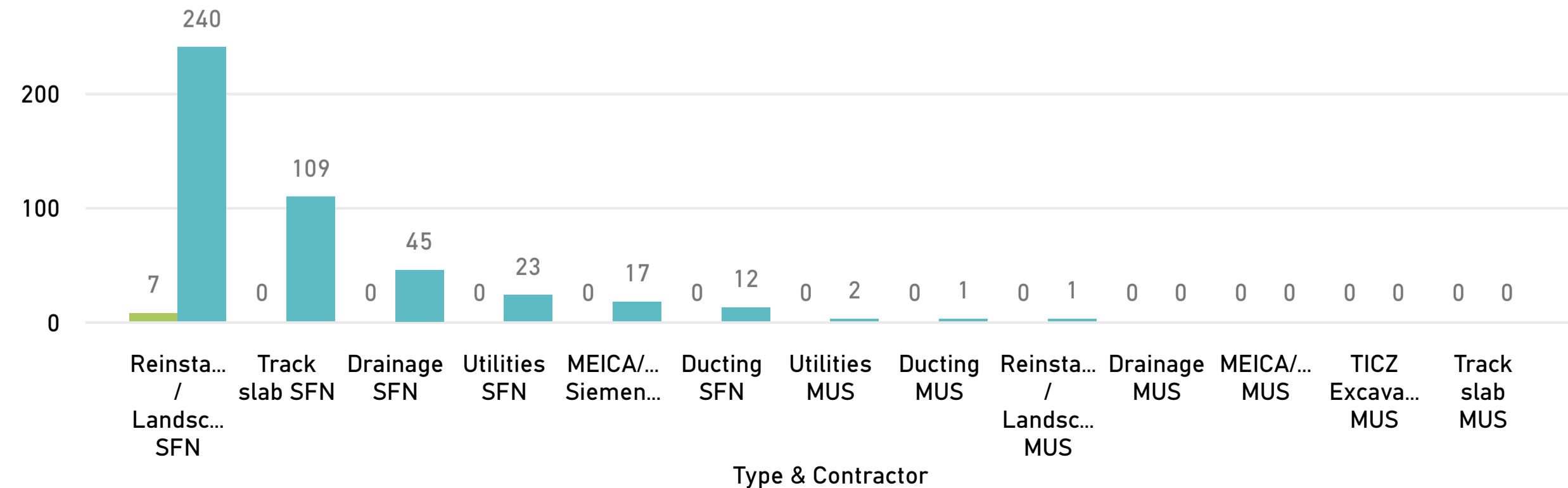
Injury	MUS	SFN	Siemens	Total
DangerousOccurrence	0	0	0	0
EnvironmentalIncident	0	0	0	0
InjuryOver7Days	0	0	0	0
InjuryUnder7Days	0	0	0	0
MemberofPublic	0	0	0	0
Other	0	0	0	0
RoadTrafficAccident	0	0	0	0
ServiceDamage	0	2	0	2
Incident	MUS	SFN	Siemens	Total
Major	0	0	0	0
Minor	0	2	0	2
Near Miss / Unsafe Condition	0	0	0	0
Total	0	2	0	2

Injury Breakdown

● Fatality ● Major ● Minor

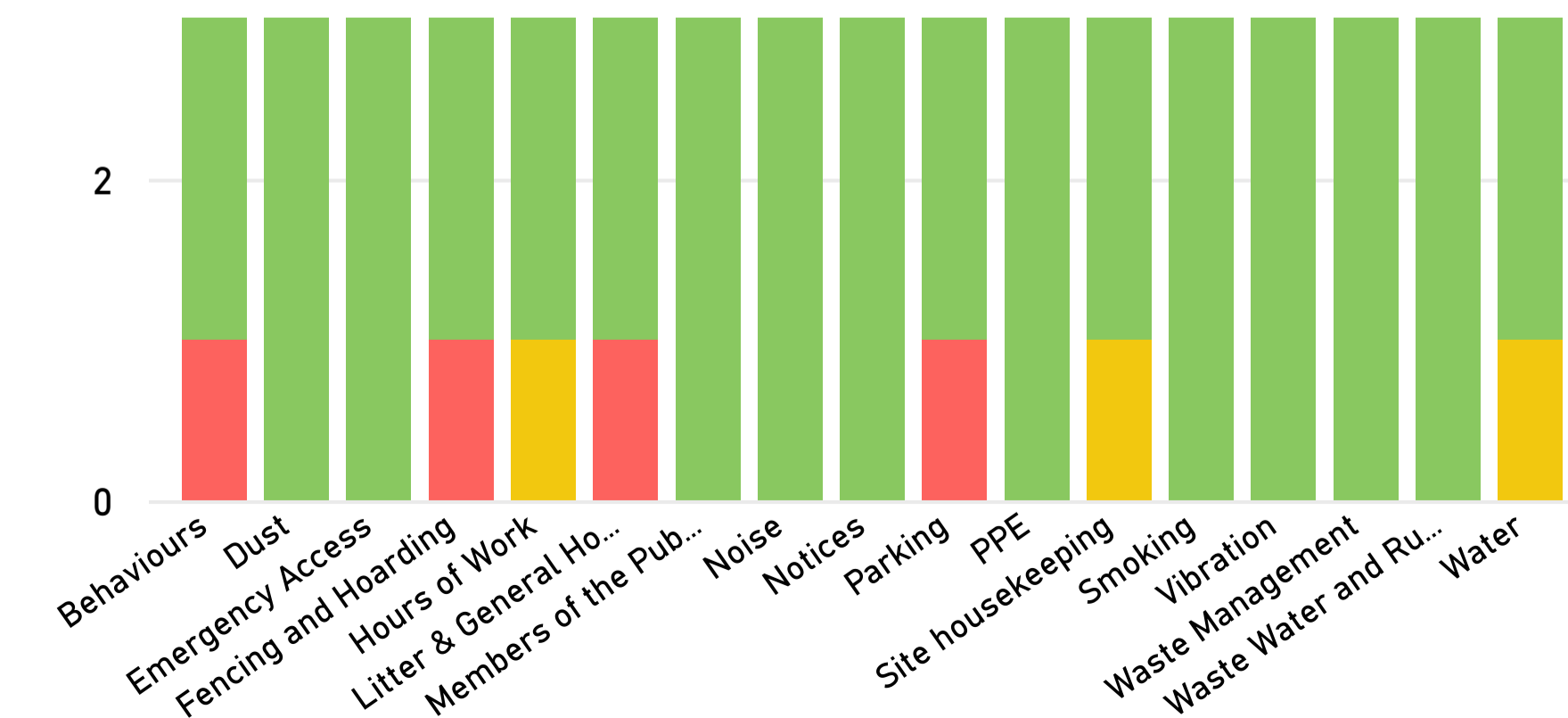
Quality

● Closed in Month ● Open



Code of Construction

Value ● N/A ● No ● Yes



Commentary