

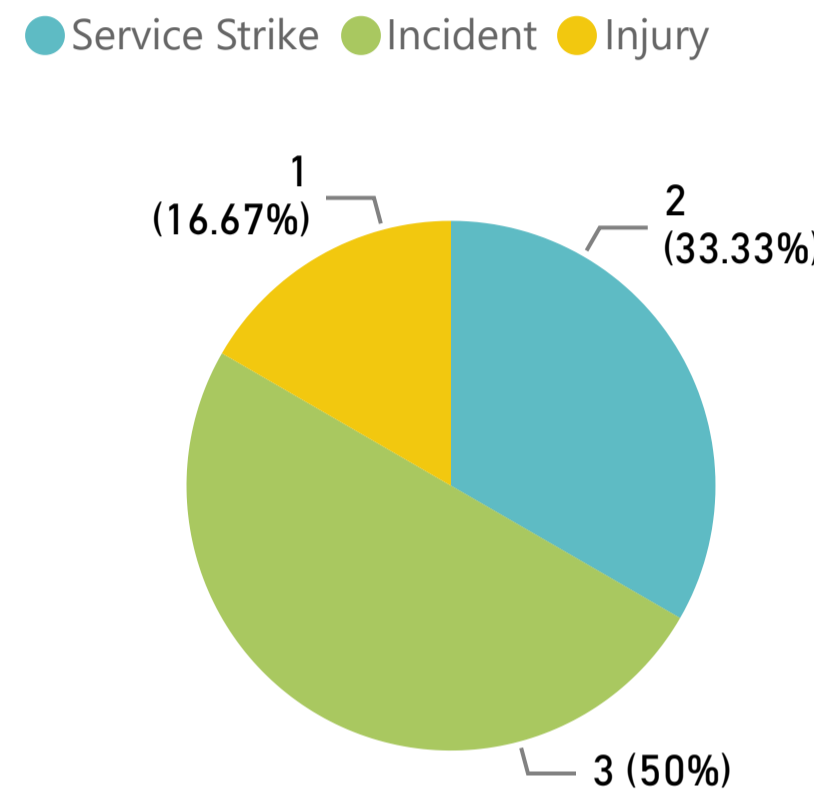
## Summary

Type	Planned	Actual
Audits	0	0
CoCP	5	5
Health & Safety	5	5
Quality Assurance	1	1
Safety Commitment	1	1
Senior Management Tour	0	0
<b>Total</b>	<b>12</b>	<b>12</b>

### Incident and Injury Measures

Measure	Target	Value
Accident Frequency Rate	0.10	0.000
Accident Severity Rate	1.00	0.546
Incident Weighted Index	0.10	0.040
Lost Time Weighted Index	0.05	0.011
Safety Observation Index	50.00	77.000
Service Strike Weighted Index	0.15	0.067

### Classifications



## Incident and Injury

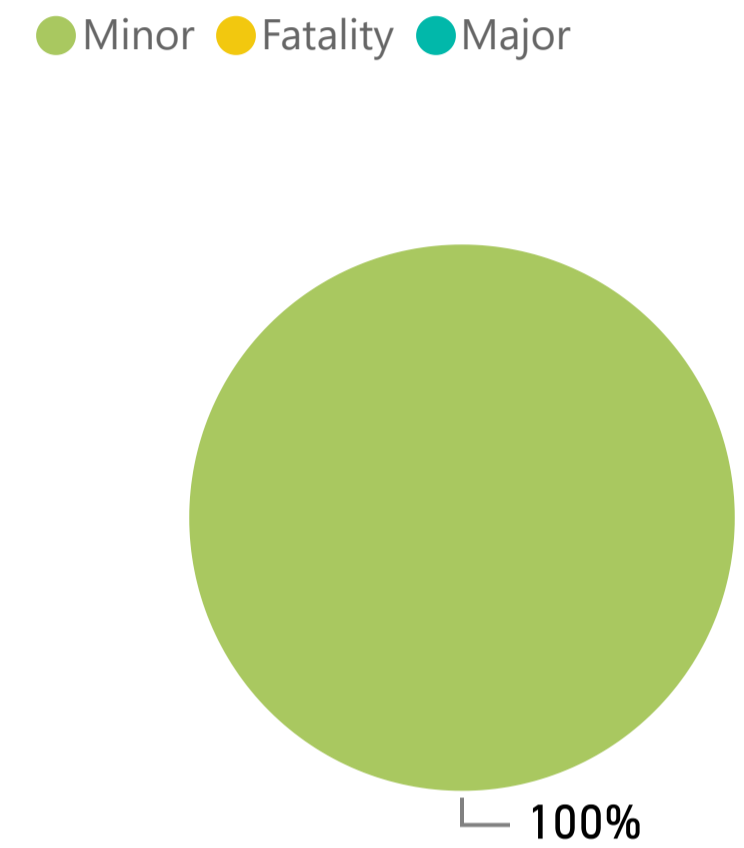
### Classification by Contractor

Injury	MUS	SFN	Siemens	Total
Dangerous Occurrence	0	0	0	0
Environmental Incident	0	0	0	0
Injury Over 7 Days	0	0	0	0
Injury Under 7 Days	0	1	0	1
Member of Public	0	0	0	0
Other	0	3	0	3
Road Traffic Accident	0	0	0	0
Service Damage	0	2	0	2
<b>Total</b>	<b>0</b>	<b>6</b>	<b>0</b>	<b>6</b>

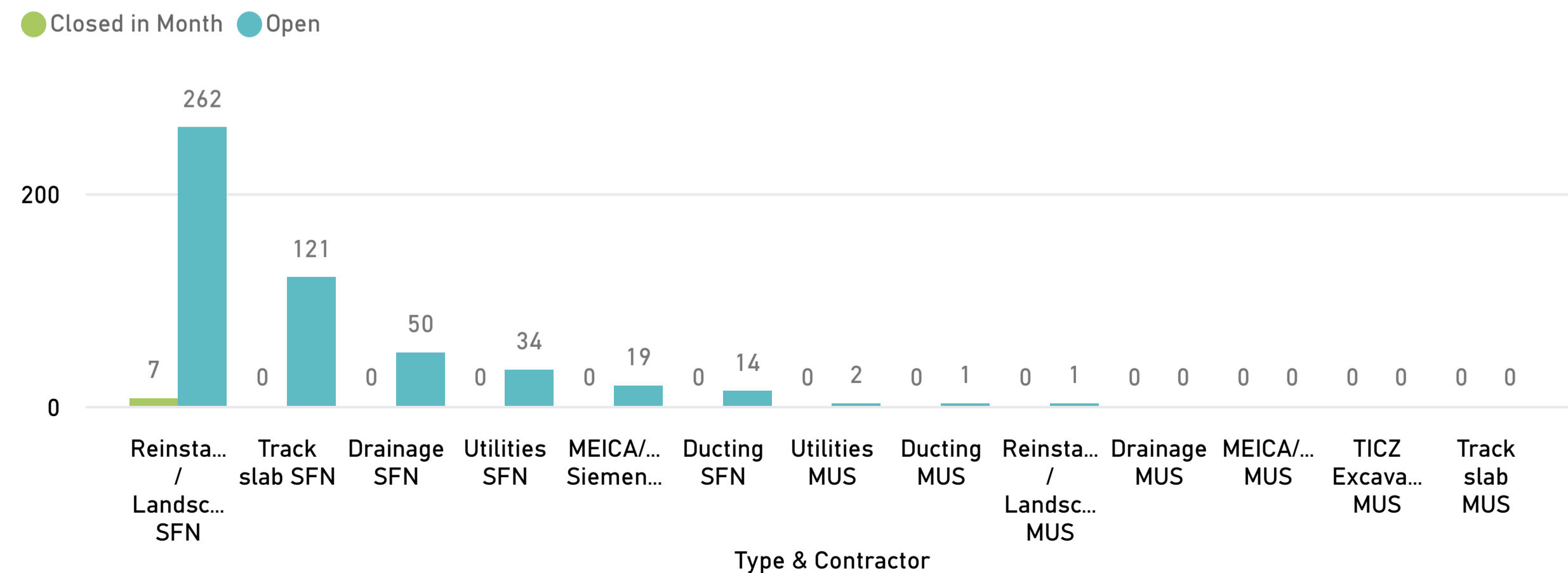
  

Incident	MUS	SFN	Siemens	Total
Major	0	0	0	0
Minor	0	3	0	3
Near Miss / Unsafe Condition	0	3	0	3
Serious / Significant	0	0	0	0
<b>Total</b>	<b>0</b>	<b>6</b>	<b>0</b>	<b>6</b>

### Injury Breakdown



## Quality



## Code of Construction

